








PHASE / DATE
0 / 2015
1 / 2019
2 / 2021
3 / 2024
4 / 2025
5 / 2028
6 / 2035+

-  Node
-  Node Building
-  Well
-  Energy Transfer Station
-  GW
-  CDW
-  HW/CHW

MT. WASHINGTON DR.

SW SIMPSON AVE.

N ENTRY RD.

WIM ROAD

SW CHANDLER AVE.

SW CENTURY DR.

Node 3

Node 1

Node 2

INJECTION WELL 2

INJECTION WELL 3

INJECTION WELL 4

INJECTION WELL 1

PRODUCTION WELL 2

PRODUCTION WELL 2

PRODUCTION WELL 3

PRODUCTION WELL 1

PRODUCTION WELL 4

Future Open Loop GW Network Layout
IG 26.03.2020
NB

**OSU-Cascades LRDP :
Re-Siting & Phasing Update**

27-JAN-2020