SUBSTITUTION REQUEST

We believe our acoustical ceiling and wall solutions are a fast and simple way to create beautiful, comfortable spaces. Easy to install and durable, they protect people from noise and the spread of fire while making a constructive contribution towards a sustainable future.

Project Name:	OSU Campus Restroom ADA Upgrade	Request Number:	
Project Number:	2096-18	Request Date:	
Location:	Corvallis, OR	Submitted By:	Makenzie Barnes
Submitted To:	L.A. Kersh Architecture, Inc.	Company:	ROCKFON LLC
		Address:	4849 S. Austin Ave.
Email:			Chicago IL, 60638
Phone Number:	(541)338-9488	Phone Number:	800-323-7164
Section Number:	09 51 00	Local Distributor:	Valhalla Construction Products
Section Title:	Acoustical Ceilings	Address:	5904 NE 112th Ave
Paragraph(s):	2.02-2.03		Portland, Oregon 97220
Specification Page(s):	2	Phone Number:	503-387-5773

Additional support materials included: [X] Product Data [ ] Samples [ ] Other:

Specified Product ACT-1		Proposed Product ACT-1	
Product:	Armstrong Kitchen Zone	Product:	Rockfon Medical Standard
Item Number:	673	Item Number:	33200
Size:	24"x24"	Size:	24"x24"
Edge Detail:	Square	Edge Detail:	Square
Color:	White	Color:	White
NRC:	N/A	NRC:	0.90
LR:	0.89	LR:	0.86
CAC:	33	CAC:	22

Specified Suspension - 1		Proposed Suspension - 1	
Product:	Armstrong Prelude	Product:	Rockfon Chicago Metallic Seismic
Size:	15/16 inch	Size:	15/16 inch
Detail:	heavy duty	Detail:	heavy duty
Color:	white	Color:	white
Material	steel	Material	steel

Specified Product ACT-3		Proposed Product ACT-3	
Product:		Product:	
Item Number:		Item Number:	
Size:		Size:	
Edge Detail:		Edge Detail:	
Color:		Color:	
NRC:		NRC:	
LR:		LR:	
Other:		Other:	

Specified Product		Proposed Product	
Product:		Product:	
Size:		Size:	
Detail:		Detail:	
Color:		Color:	
Material		Material	

Approved: _____ Print Name _____ Signature Date

SUBSTITUTION REQUEST FORM

TO: LA Kersh Architecture

PROJECT: OSU Campus Restroom ADA Upgrade

SPECIFIED ITEM:

Section	Page	Paragraph	Description
09 51 00	2	2.02	Acousitcal Ceiling Tile

The undersigned requests consideration of the following:

PROPOSED SUBSTITUTION: Rockfon Medical Standard

Attached data includes product description, specifications, drawings, photographs, performance and test data adequate for evaluation of the request; applicable portions of the data are clearly identified.

Attached data also includes description of changes to Contract Documents which proposed substitution will require for its proper installation.

The undersigned states that the following paragraphs, unless modified on attachments, are correct:

1. The proposed substitution does not affect dimensions shown on Drawings.

2. The undersigned will pay for changes to the building design, including engineering design, detailing and construction costs caused by the requested substitution.

3. The proposed substitution will have no adverse effect on other trades, the construction schedule, or specified warranty requirements.

4. Maintenance and service parts will be locally available for the proposed substitution.

The undersigned further states that the function, appearance and quality of the Proposed Substitution are equivalent or superior to the Specified Item.

Submitted by:

Signature Kyla Ward

Firm Valhalla Construction Products

Address 5904 NE 112th Ave

Portland Oregon 97220

Date 1-10-2019

Telephone (503)387-5773

Attachments:

For use by Design Consultant:

☐ Accepted ☐ Accepted as noted

☐ Not Accepted ☐ Received too late

By_____

Date_____

Remarks _____

December, 2018

Rockfon®

Part of the ROCKWOOL Group

Rockfon® Medical™ Standard

Features & Benefits

- Fulfills all basic cleaning and hygienic properties for use in health care
- Does not contribute to the growth of MRSA
- Has a low particle emission (ISO Class 5, ISO14644-1) for better air cleanliness
- Excellent sound absorption (NRC = 0.90)
- High fire performance
- High light reflectance (LR = 0.86)
- Available in square lay-in and square tegular

Applications

- Cellular Office
- Reception/Corridor

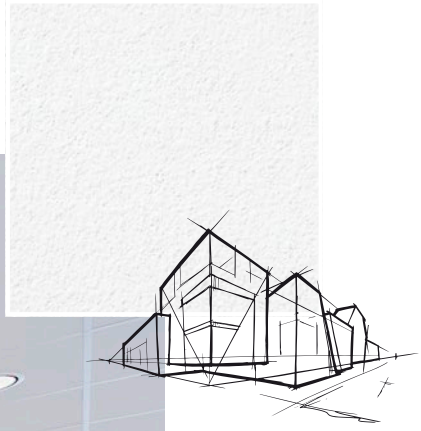

GREENGUARD
PRODUCT CERTIFIED FOR LOW CHEMICAL EMISSIONS
UL.COM/GG
UL 2818
GOLD

Rockfon® Medical™ Standard

LEED® v4 Highlights

Materials and Resources (MR)

Waste Management Planning	✓
Interiors Life Cycle Impact Reduction	✓
Environmental Product Declarations	✓
Sourcing of Raw Materials	✓
Material Ingredients	✓
Waste Management	✓

Indoor Environmental Quality (EQ)

Low-Emitting Materials	✓
Interior Lighting	✓
Acoustic Performance	✓

Recycled Content: up to 33%

Edge designation		Item number	Modular size (nominal)	lbs/ sqft	sqft/ carton	NRC	CAC	AC	Fire Class	Light Reflectance	Sag resistance (relative humidity)	Low VOC
Square Lay In	SQ	33200	2′ x 2′ x 5/8″	0.38	112	0.90	20	170	A	0.86	up to 100 %	✓
	SQ	33201	2′ x 4′ x 5/8″	0.38	112	0.90	20	170	A	0.86	up to 100 %	✓
Square Tegular Narrow	SLN	33225	2′ x 2′ x 5/8″	0.47	56	0.90	20	170	A	0.86	up to 100 %	✓
	SLN	33226	2′ x 4′ x 5/8″	0.47	112	0.90	20	170	A	0.86	up to 100 %	✓
Square Tegular	SL	33250	2′ x 2′ x 5/8″	0.47	56	0.90	20	170	A	0.86	up to 100 %	✓
	SL	33251	2′ x 4′ x 5/8″	0.47	112	0.90	20	170	A	0.86	up to 100 %	✓

15/16" Suspension Systems	9/16" Suspension Systems
1200, 200 and Fire rated systems	4000, 4500, 4600 and Fire rated systems

Budget: **$$**$$$

Material
Stone wool (Mineral Wool) ceiling tiles with factory painted glass scrim surface
ASTM E1264 CLASSIFICATION: Type XX - Stone wool base with membrane-faced overlay, Pattern E

Fire Performance

Surface burning characteristics:
UL723 (ASTM E84) Flame Spread Index: 0
Smoke Developed Index (UL Labeled): 0
CAN/ULC S102 Flame Spread Index: 10
Smoke Developed Index: 5

Environment

Fully recyclable

Thermal Insulation

R Value (BTU Units): 2.2
RSI Value (Watts Units): 0.39

VOC Emissions

All Rockfon stone wool acoustic solutions are GREENGUARD Gold low VOC certified and meet the State of California's Department of Public Health Services Standard Practice for Specification Section 01350 (California Section 01350) for testing chemical emissions.

Selected potential applications: LEED, WELL, CHPS, Green Globes, BREEAM Int. and CALGreen.

Warranty Information

30-Year Limited Product Warranty.
See www.rockfon.com

Hygiene

Stone wool provides no sustenance to microorganisms
Microbiological class M1 fulfilling the requirements of Zone 4 (very high risk) defined by NF S 90-351:2013.
Tested with:
- Methicillin Resistant Staphylococcus Aureus (MRSA)
- Candida Albicans
- Aspergillus Brasiliensis

Cleaning

- Vacuum
- Damp cloth

Clean Room

ISO Class 5

Rockfon® is a registered trademark
of the ROCKWOOL Group.

10.2018 | All colour codes mentioned are based on the NCS - Natural Colour System®© property of and used on license from NCS Colour AB, Stockholm 2012 or the RAL colour standard. Subject to alterations in range and product technology without prior notice. Rockfon accepts no responsibility for printing errors.

Rockfon
4849 S. Austin Ave., Chicago, IL 60638 USA
Tel. +1-800-323-7164
Fax. +1-800-222-3744
www.rockfon.com
cs@rockfon.com
SNL150024

SUBSTITUTION REQUEST FORM

TO: LA Kersh Architecture

PROJECT: OSU Campus Restroom ADA Upgrade

SPECIFIED ITEM:

Section	Page	Paragraph	Description
09 51 00	2	2.03	Acoustical Ceiling Suspension System

The undersigned requests consideration of the following:

PROPOSED SUBSTITUTION: Rockfon Chicago Metallic Seismic

Attached data includes product description, specifications, drawings, photographs, performance and test data adequate for evaluation of the request; applicable portions of the data are clearly identified.

Attached data also includes description of changes to Contract Documents which proposed substitution will require for its proper installation.

The undersigned states that the following paragraphs, unless modified on attachments, are correct:

1. The proposed substitution does not affect dimensions shown on Drawings.

2. The undersigned will pay for changes to the building design, including engineering design, detailing and construction costs caused by the requested substitution.

3. The proposed substitution will have no adverse effect on other trades, the construction schedule, or specified warranty requirements.

4. Maintenance and service parts will be locally available for the proposed substitution.

The undersigned further states that the function, appearance and quality of the Proposed Substitution are equivalent or superior to the Specified Item.

Submitted by:

Signature Kyla Ward

Firm Valhalla Construction Products

Address 5904 NE 112th Ave

Portland Oregon 97220

Date 1-10-2019

Telephone (503)387-5773

Attachments:

For use by Design Consultant:

☐ Accepted ☐ Accepted as noted

☐ Not Accepted ☐ Received too late

By_____

Date_____

Remarks _____

December, 2018

Rockfon®

Part of The ROCKWOOL Group

Chicago Metallic® 1200 15/16"

Acoustical ceiling suspension system

Ideal for: Retail, classrooms, general interiors.

Performance Properties:
-Acoustical grid system comes in intermediate and heavy duty designs with stab-end cross tees
-Fire rated components are manufactured with expansion reliefs, making it suitable for fire-rated ceiling assemblies
-System available in (1200) non-fire rated, (1250) fire rated, and in (1200HRC) high recycled content
-Sustainable: Minimum 25% recycled content, 100% locally recyclable
-Chicago Metallic® suspension systems meet a Class-A flame spread rating in accordance with ASTM standard E1264-08

Chicago Metallic® 1200 15/16”

LEED® V4 HIGHLIGHTS

Materials and Resources (MR)

- -Waste Management ✓ Planning
- -Interiors Life Cycle Impact Reduction ✓
- -Environmental Product Declarations ✓
- -Sourcing of Raw Materials ✓
- -Material Ingredients ✓
- -Waste Management ✓

Indoor Environmental Quality (EQ)

- -Low-Emitting Materials ✓
- -Interior Lighting ✓
- -Acoustic Performance ✓

RECYCLED CONTENT: UP TO: 65%

Detail	Product Number	Length	Height (A)	Face (B)	Grid Coupling Type	Slotting / Class	Fire Rated	Seismic	Recycled Content
Main Runners									
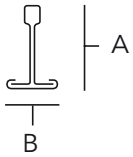	216.01H	120”	1-1/2”	15/16”	Bayonet-End	6” OC, ID	-	C	25
	299.01H	120”	1-1/2”	15/16”	Bayonet-End	10” OC, ID	✓	C	25
	200.XXZ.01	144”	1-41/64”	15/16”	Bayonet-End	6” OC, HD	-	C, DEF	25
	200.XXZ.01HRC	144”	1-41/64”	15/16”	Bayonet-End	6” OC, HD	-	C, DEF	65
	211.01Z	144”	1-1/2”	15/16”	Bayonet-End	6” OC, ID	-	C	25
	250.01Z	144”	1-1/2”	15/16”	Bayonet-End	6” OC, ID	✓	C	25
	270.XXZ.01	144”	1-41/64”	15/16”	Bayonet-End	6” OC, HD	✓	C, DEF	25
Cross Tees									
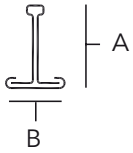	1211.01Z	4”	1-1/2”	15/16”	Stab-End	No Slots	-	C, DEF	25
	1212.01Z	6”	1-1/2”	15/16”	Stab-End	No Slots	-	C, DEF	25
	1251.01H	12”	1-1/2”	15/16”	Stab-End	No Slots	✓	C, DEF	25
	1257.01Z	20”	1-1/2”	15/16”	Stab-End	No Slots	✓	C, DEF	25
	1252.01HRCZ	24”	1-1/2”	15/16”	Stab-End	No Slots	-	C, DEF	65
	1202.01Z	24”	1-5/16”	15/16”	Stab-End	No Slots	-	C, DEF	25
	1252.01Z	24”	1-1/2”	15/16”	Stab-End	No Slots	✓	C, DEF	25
	1258.01H	30”	1-1/2”	15/16”	Stab-End	No Slots	✓	C, DEF	25
	1253.01H	36”	1-1/2”	15/16”	Stab-End	12” OC	✓	C, DEF	25
	1210.01Z	48”	1-1/2”	15/16”	Stab-End	12” OC	-	C, DEF	25
	1213.01H	48”	1-1/2”	15/16”	Stab-End	12” OC	-	C, DEF	25
	1214.01Z	48”	1-1/2”	15/16”	Stab-End	12” OC	-	C, DEF	25
	1254.01Z	48”	1-1/2”	15/16”	Stab-End	12” OC	✓	C, DEF	25
	1274.01Z	48”	1-1/2”	15/16”	Stab-End	No Slots, HD	✓	C, DEF	25
	1280.01H	48”	1-1/2”	15/16”	Stab-End	3 Slots 12” OC	-	C, DEF	25
	1214.01HRCZ	48”	1-1/2”	15/16”	Stab-End	12” OC	-	C, DEF	65
	1207.01H	60”	1-1/2”	15/16”	Stab-End	6” OC	-	C, DEF	25
	1296.01H	60”	1-1/2”	15/16”	Stab-End	5 slots: midpoint, 10” each side of midpoint, and 6” from each end	✓	C, DEF	25
	1236.01H	72”	1-1/2”	15/16”	Stab-End	12” OC	-	C, DEF	25
	1278.01H	96”	1-1/2”	15/16”	Stab-End	12” OC	-	C, DEF	25
Wall Angles & Channels									
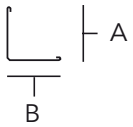	1420.01	144”	15/16”	15/16”	-	-	-	C, DEF	25
	1425.01	144”	2”	2”	-	-	-	C, DEF	25
	1428.01	144”	1”	2”	-	-	-	C, DEF	25
	1430.01	144”	7/8”	7/8”	-	-	-	C	25
	21420.01	144”	15/16”	15/16”	-	-	-	C, DEF	25
	1420.01HRC	144”	15/16”	15/16”	-	-	-	C, DEF	65
	1480.01HRC	144”	9/16”	15/16”	-	-	-	C, DEF	65
	1454.01	120”	1-4.75/8”	15/16”	-	-	-	C, DEF	25
Shadow Moldings									
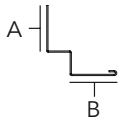	1460.01	120”	3/4”	3/4”	-	3/8” Reveal	-	C	25
	1461.01	120”	3/4”	3/4”	-	3/4” Reveal	-	C	25
	1466.01	144”	1-3/4”	1-1/4”	-	3/4” x 1/4” Reveal	-	C	25
	1469.01	120”	15/16”	9/16”	-	3/8” Reveal	-	C	25

Available in the following standard colors, Rockfon® Color-all™ colors, and RAL color options.


01 White

08 Black

44 Satin Silver

Color-all

RAL COLOURS

Packaging

Product Number	Pieces per Carton	Ft per Carton	Lbs per Carton	Cartons per Pallet	Lbs per Pallet
Main Runners					
216.01H	25	250	62	28	1736
299.01H	25	250	65	28	1820
200.XXZ.01	20	240	71.2	30	2136
200.XXZ.01HRC	20	240	60	30	1800
211.01Z	20	240	60	30	1800
250.01Z	20	240	60.8	30	1824
270.XXZ.01	20	240	72.8	30	2184
Cross Tees					
1211.01Z	60	20	5	10	50
1212.01Z	60	30	5	10	50
1251.01H	100	100	23	50	1150
1257.01Z	60	100	24	64	1536
1252.01HRCZ	75	150	24	50	1750
1202.01Z	60	120	20	64	1280
1252.01Z	60	120	28	64	1792
1258.01H	50	125	29	40	1160
1253.01H	50	150	36	50	1750
1210.01Z	60	240	42	30	1260
1213.01H	60	250	22	40	880
1214.01SST	50	200	46	40	1840
1214.01Z	60	240	528	30	1584
1254.01Z	60	240	52.8	30	1584
1274.01Z	60	240	732	30	2196
1280.01H	50	200	33	40	1320
1214.01HRCZ	50	200	61	40	2440
1207.01H	50	250	73	30	2310
1296.01H	50	250	57	30	1710
1236.01H	25	150	37	28	1036
1278.01H	25	200	46	28	1288
Wall Angles & Channels					
1420.01	42	504	69	30	2070
1425.01	20	240	82	30	2460
1428.01	20	240	54	30	1620
1430.01	30	360	49	40	1960
21420.01	25	300	41	30	1230
1420.01HRC	42	504	69	30	2070
1480.01HRC	25	300	39	30	1170
1454.01	20	200	67	32	2144
Shadow Moldings					
1460.01	40	400	64	32	2048
1461.01	40	400	90	32	2880
1466.01	20	240	61	20	1220
1469.01	40	200	77	Palletized to Order	Palletized to Order

Accessories

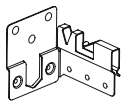

1496.00
Seismic
Perimeter Clip
100 PCS/Carton

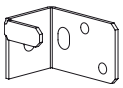

1493.00
Unopposed
Tee Clip
100 PCS/Carton

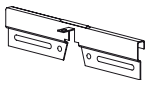

1494.00
Seismic
Separation Clip
100 PCS/Carton

935.00
Hold Down Clip
for Various
Height Panels
1000 PCS/Carton

490.00
Hold Down Clip
for 0" – 3/4" Panels
100 PCS/Carton

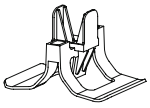

491.00
Hold Down Clip for
3/4" – 1-1/4" Panels
150 PCS/Carton

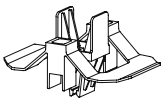

492.00
Hold Down Clip
for 1-1/2" Panels
100 PCS/Carton

495.00
Facett™ Hold
Down Clip for
2" – 4" Panels
100 PCS/Carton

826.00H
2' Spacer Bar
80 LF/Carton

828.00H
4' Spacer Bar
160 LF/Carton

824.00H
4' Spacer Bar,
Notched at 2'
160 LF/Carton

Performance

Component Load Test Data and Material

Allowable Load per ASTM C635								
					Hanger Spacing			
Main Tee	Length		-	-	4′	5′	6′	-
216.01H	120″		-	-	ID	6.0	4.0	-
299.01H	120″		-	-	ID	6.0	4.0	-
200.XXZ.01	144″		-	-	HD	8.9	5.6	-
200.XXZ.01HRC	144″		-	-	HD	8.9	5.6	-
211.01Z	144″		-	-	ID	6.0	4.0	-
250.01Z	144″		-	-	ID	6.0	4.0	-
270.XXZ.01	144″		-	-	HD	8.9	5.6	-
Cross Tee	Length	1′	2′	3′	4′	5′	6′	8′
1252.01HRCZ	24″		40.5♦	-	-	-	-	-
1202.01Z	24″		21.5♦	-	-	-	-	-
1252.01Z	24″		40.5♦	-	-	-	-	-
1210.01Z	48″		-	-	9.3	-	-	-
1214.01Z	48″		-	-	14.0	-	-	-
1254.01Z	48″		-	-	14.0	-	-	-
1274.01Z	48″		-	-	17.0	-	-	-
1214.01HRCZ	48″		-	-	14.0	-	-	-
1207.01H	60″		-	-	-	8.5	-	-
1296.01H	60″		-	-	-	7.0	-	-
1236.01H	72″		-	-	-	-	8•	-
1278.01H	96″		-	-	-	-	-	1.8

To convert data into lb/ft2, divide on center spacing of component into lb/ft.
♦ Limited by safety factor of 2.
* With midspan hanger wire support.

Light Fixture Load Test Data (based on 1/360 span deflection)

Light Fixtures	Main & Cross Tees - Allowable Fixture Weight – Pounds				
Dimensions	211.01Z 1210.01Z	211.01Z 1213.01H	211.01Z 1280.01H	250.01Z 1254.01Z	270.XXZ.01 1254.01Z
1′ x 4′	56.4	56.4	59.1	55.6	67.6
2′ x 2′	34.8	34.8	36.1	49.6	52.8
2′ x 4′	47.2	47.2	37.1	64.0♦	76.0♦

Consult specific U.L. design for allowable lighting configurations.
♦ Limited by safety factor of 2.

Non-Fire Rated Assemblies

Hanger Positions for Non-Fire Rated Situations
This illustrates hanger positions for single fixtures in a field. Provide extra hangers for tandem fixtures.

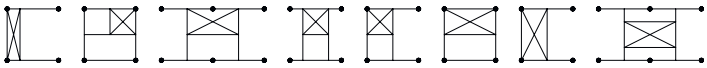

Fire Rated Assemblies

Hanger Positions for Fire Rated Situations
This illustrates hanger positions for single fixtures in a field. Provide extra hangers for tandem fixtures.

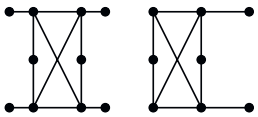

UL® Fire Rated Assemblies

Floor-Ceiling Type 1250
A202, A210, A211, A212, D203, D205, D209, D215, D216, D218, G007, G008, G022, G036, G201, G202, G204, G208, G209, G210, G211, G213, G214, G215, G216, G217, G218, G222, G227, G228, G229, G231, G234, G236, G241, G242, G243, G244, G248, G250, G255, G256, G258, G259, J201, L005, L006, L201, L202, L206, L208, L209, L210, L211, L212

Roof-Ceiling Type 1250
P201, P202, P203, P204, P206, P207, P210, P211, P213, P214, P215, P216, P217, P219, P225, P227, P228, P229, P230, P231, P235, P237, P238, P239, P241, P242, P244, P245, P246, P250, P251, P253, P255, P257, P259, P260, P261, P262, P264

Material

ASTM C 635 Heavy Duty (HD) and Intermediate Duty (ID) main tee classifications; commercial quality HDG-30 steel, galvanized body and cap, 15/16″ width, 1-1/2″ height. Meets all seismic code requirements.

Note: A metallurgist should be consulted regarding the suitability of this product for the environmental conditions in which it is being installed.

Compatible Tile Edge Types

1200/1250/1200HRC Systems

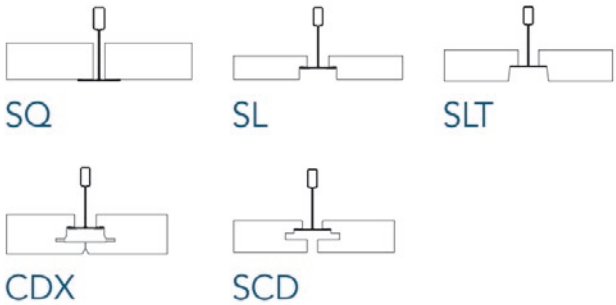

Rockfon® is a registered trademark
of the ROCKWOOL Group.

11.2018 | All colour codes mentioned are based on the NCS - Natural Colour System®© property of and used on license from NCS Colour AB, Stockholm 2012 or the RAL colour standard. Subject to alterations in range and product technology without prior notice. Rockfon accepts no responsibility for printing errors.

Rockfon
4849 S. Austin Ave., Chicago, IL 60638 USA
Tel. +1-800-323-7164
Fax. +1-800-222-3744
www.rockfon.com
cs@rockfon.com
SNL150024