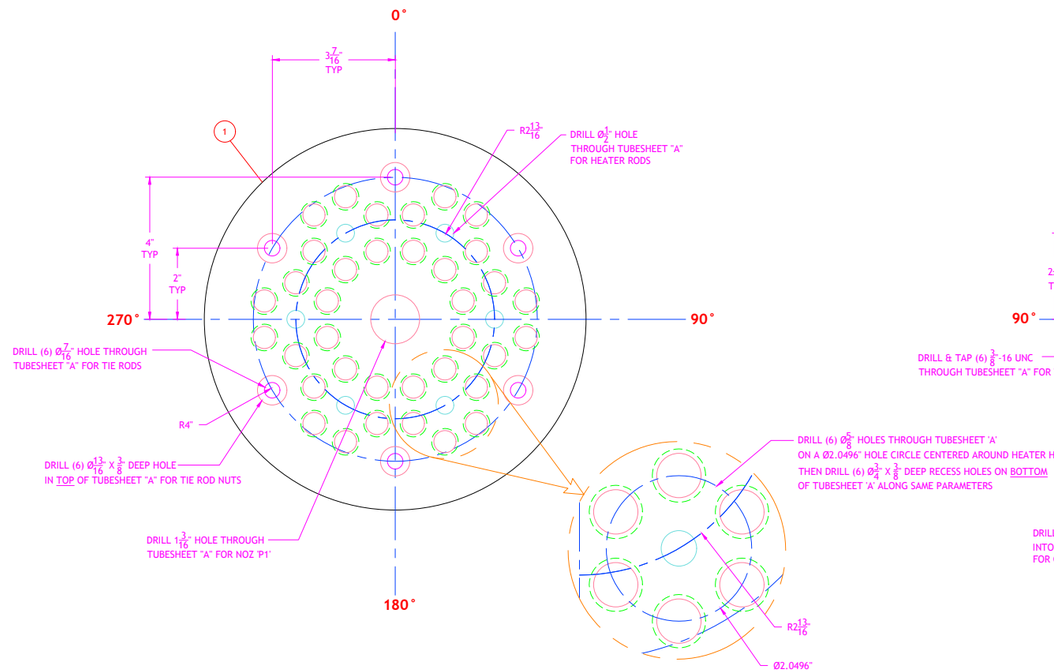

TOP TUBESHEET 'A' LAYOUT

SCALE: 6" = 1'

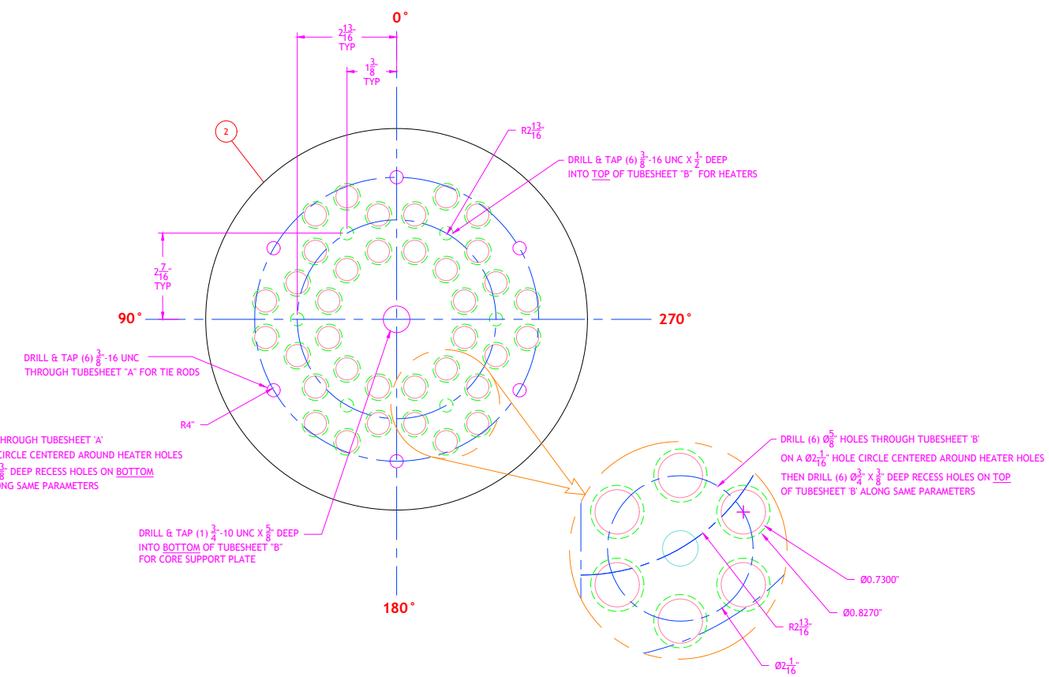

BOTTOM TUBESHEET 'B' LAYOUT

SCALE: 6" = 1'

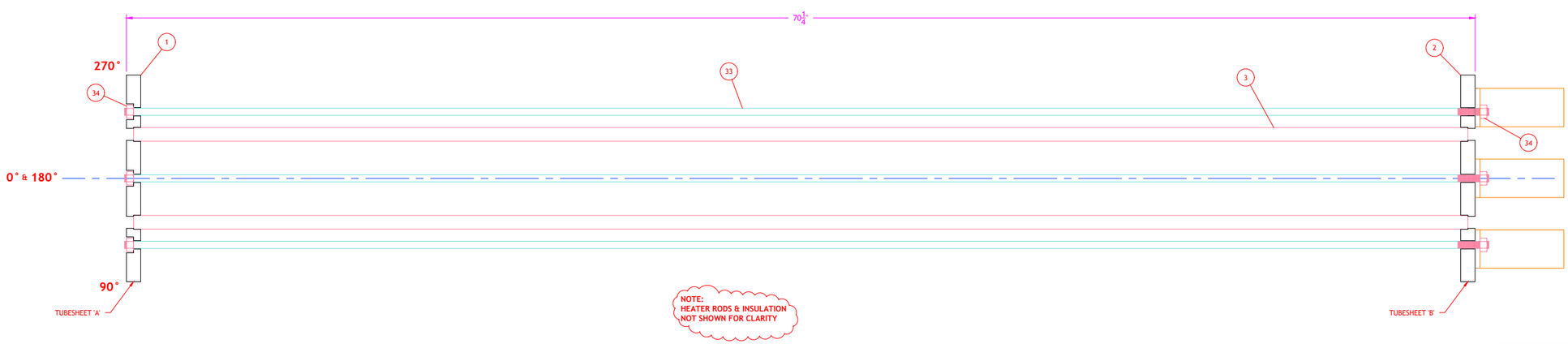

BUNDLE LAYOUT

SCALE: 4" = 1'

ROLLER SET-UP BY:_____ DATE:_____

ROLLER SET-UP VERIFIED BY:_____ DATE:_____

ROLLING COMPLETED BY:_____ DATE:_____

SEE TRAVELER

TUBESHEET NOTES

1. TUBES TO STOP 3/8" INTO TUBESHEETS.
2. TOTAL TUBES REQUIRED----------36
3. TUBE SIZE----------18mm(.70865") OD x 16mm(.6299") ID
4. TUBE HOLE PITCH----------2.0496 CIRCULAR
5. TUBE MATERIAL----------SA-249 TP304
6. TUBE HOLE (TEMA CLOSE FIT)----------.627" DIA. ±.003"
7. NUMBER OF PASSES----------1
8. NUMBER OF TUBES PER PASS----------36
9. DEBURR ALL HOLES.

TUBESHEET 'A' TUBEHOLE DETAIL

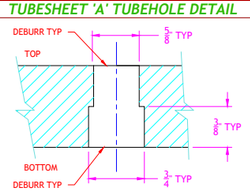

TUBESHEET 'B' TUBEHOLE DETAIL

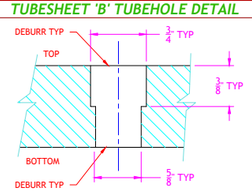

TUBE TO TUBESHEET DETAIL

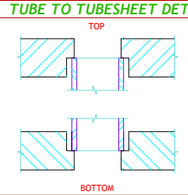

PRELIMINARY
NOT FOR FABRICATION
2-05-2016

REVISIONS

Rev.	Date	Drawn By	Checked By	Description

Do Not Scale Drawing

Shop Tolerance

Fractional -	±1/8"
Angular -	1°
Circumference -	±1/16"
Mach. Surface -	±1/64"

Drawn	PEM
Checked	JPM
Approved	JN
Quote No.	-
Job No.	26776
P.O. No.	-

Title: TUBESHEET, BAFFLE & BUNDLE LAYOUT

Customer: OREGON STATE UNIVERSITY

Destination: CORVALLIS, OREGON

Date	Size	Drawing No.	Rev.
2/26/16	D	26776	0

Scale: AS SHOWN Sheet 4 Of 5