

STUDENT HEALTH & COUNSELING (SHAC) RENOVATION

University Center Building, 1880 SW 6th Avenue, Portland, Oregon



ABBREVIATIONS

ABV	ABOVE	F.O.C.	FACE OF CONCRETE	RO	ROUGH OPENING
AC TILE	ACOUSTICAL TILE	FRT	FIRE RETARDANT TREATED	ROW	RIGHT OF WAY
ACT	ACOUSTICAL CEILING TILE	FX	FIXED WINDOW	RS	ROUGH SAWN
AFF	ABOVE FINISHED FLOOR	GA	GUAGE	S&R	SHELF AND ROD
AL	ALUMINUM	GALV	GALVANIZED	S&V	STAIN & VARNISH
ARCH	ARCHITECTURAL	GL	GLASS	SC	SOLID CORE
A TILE	ASPHALT TILE	GWB	GYPSSUM WALLBOARD	SCHED	SCHEDULE
AVG	AVERAGE	HC	HOLLOW CORE	SEC	SECTION
BLKG	BLOCKING	HDWE	HARDWARE	SGD	SLIDING GLASS DOOR
B.O.	BOTTOM OF	HM	HOLLOW METAL	SHT	SHEET
BR	BRICK, BEDROOM	HOR	HORIZONTAL	SHWR	SHOWER
CPT	CARPET	HT	HEIGHT	SIM	SIMILAR
CMU	CONCRETE BLOCK	HW	HOT WATER	SL	SLIDER WINDOW
CEM	CEMENT	HWT	HOT WATER TANK	SPECS	SPECIFICATIONS
C TILE	CERAMIC TILE	ID	INSIDE DIMENSION	SF	SQUARE FEET
CFM	CUBIC FEET PER MINUTE	INSUL	INSULATION	S.O.G.	SLAB ON GRADE
CL	CENTER LINE	INT	INTERIOR	SRWY	STAIRWAY
CLG	CEILING	KIT	KITCHEN	ST	STEEL
CLO	CLOSET	L	LONG, LINE	STOR	STORAGE
CON	CONSTRUCTION	LAV	LAVATORY	STRUC	STRUCTURAL
CONC	CONCRETE	LR	LIVING ROOM	SUSP	SUSPENDED
CONT	CONTINUOUS	LT	LIGHT	SV	SHEET VINYL
COR	CORRIDOR	MAR	MARBLE	S&V	STAIN & VARNISH
C TO C	CENTER TO CENTER	MATL	MATERIAL	T	TREAD, THICKNESS
CTR	COUNTER	MAX	MAXIMUM	TEMP	TEMPERED GLASS
CW	COLD WATER	MTL	METAL	THRESH	THRESHOLD
DTL	DETAIL	MIN	MINIMUM	TK	TIGHT KNOT
DF	DRINKING FOUNTAIN	MO	MASONRY OPENING	T.O.	TOP OF
DIA	DIAMETER	MUL	MULLION	T.O.W.	TOP OF WALL
DIM	DIMENSION	N/A	NOT APPLICABLE	TYP	TYPICAL
DN	DOWN	NAT	NATURAL	UNFN	UNFINISHED
DO	DITTO	NIC	NOT IN CONTRACT	UN.F.O.	UNLESS NOTED OTHERWISE
DR	DINING ROOM, DOOR			UR	URINAL
DS	DOWNSPOUT	NO. #	NUMBER	VCT	VINYL COMPOSITION TILE
DWG	DRAWING	NOM	NOMINAL		
EA	EACH	NTS	NOT TO SCALE	V.I.F.	VERIFY IN FIELD
ELEV	ELEVATION	OC	ON CENTER	VERT	VERTICAL
E	EXISTING	OD	OUTSIDE DIMENSION	VTOS	VENT TO OUTSIDE
EXT	EXTERIOR	OPP	OPPOSITE	W	WIDTH
FEC	FIRE EXTINGUISHER CABINET	PT(D)	PAINT(ED)	W/	WITH
FIN.	FINISH	PL	PLASTER, PLATE	WC	WATER CLOSET
FL	FLOOR	P LAM	PLASTIC LAMINATE	WD	WOOD
FLASH.	FLASHING	PLYWD	PLYWOOD	WD	WASHER/DRYER
F.O.	FINISH OPENING	Q TILE	QUARRY TILE	WDW	WINDOW
F.O.F.	FACE OF FRAMING	R	RISER, RADIUS	WI	WROUGHT IRON
F.O.I.C.	FURNISHED BY OWNER, INSTALLED BY CONTRACTOR	REBAR	REINFORCING BAR	WP	WATERPROOF
F.O.I.O.	FURNISHED BY OWNER, INSTALLED BY OWNER	REF	REFRIGERATOR		
F.C.I.C.	FURNISHED BY CONTRACTOR, INSTALLED BY CONTRACTOR	RES	RESILIENT FLOORING		
		REV	REVISION		
		RM, RMS	ROOM, ROOMS		

SCOPE OF WORK

WORK: INTERIOR REMODELING OF EXISTING OFFICE SPACE AND CLASSROOMS ON PARTS OF 2ND AND 3RD FLOORS. CONVERSION OF PORTION OF EXISTING (S-2) OPEN PARKING GARAGE INTO CONDITIONED INTERIOR (B) OFFICE/CLASSROOM SPACE.

PROJECT INFO

PROJECT ADDRESS: 1881 W/ SW 5th AVENUE PORTLAND, OREGON 97201
LEGAL DESCRIPTION: MULTNOMAH COUNTY TAX ROLL: PORTLAND, BLOCK 160, LOTS 5-8

PROJECT TEAM

CLIENT: PSU STUDENT HEALTH & COUNSELING CENTER
 UNIVERSITY CENTER BUILDING
 1880 SW 6TH AVE, PORTLAND, OREGON 97201
 CONTACT: FAP PROJECT MANAGER

PROJECT MANAGER: PSU - FACILITIES & PLANNING (FAP)
 202 UNIVERSITY SERVICES BUILDING
 617 SW MONTGOMERY ST, PORTLAND, OREGON 97217
 CONTACT: KAY BYRNE
 T (503) 725-9837
 C (503) 849-3778
 EMAIL: byrnek@pdx.edu

ARCHITECT: MERRYMAN BARNES ARCHITECTS, INC.
 1231 N.W. HOYT ST., SUITE #403
 PORTLAND, OR 97209
 CONTACT: LINDA BARNES & NANCY MERRYMAN
 T (503) 222-3753
 F (503) 295-6718
 EMAIL: lbarnes@merrymanbarnesarchitects.com
 nmerryman@merrymanbarnesarchitects.com

ELECTRICAL ENGINEER: REYES ENGINEERING
 10555 SE 82ND AVE, #203
 HAPPY VALLEY, OR 97086
 CONTACT: KHIEM MAI
 T (503) 771-1986 x205
 C (503) 706-2981
 EMAIL: kmai@reyeseng.com

MECHANICAL ENGINEER: PAE CONSULTING ENGINEERS
 808 SW 3RD AVE, #300
 PORTLAND, OR 97204
 CONTACT: RICK SILENZI
 T (503) 542-0558
 C (503) 720-5516
 EMAIL: rick.silenzi@pae-engineers.com

INTERIORS: CZOPEK DESIGN STUDIO
 921 SW WASHINGTON, SUITE 716
 PORTLAND, OR 97205
 CONTACT: LINDA CZOPEK
 T (503) 242-1825 x20
 EMAIL: Linda@czopekdesignstudio.com

DRAWING INDEX

GENERAL

G1.0	COVER / GENERAL INFORMATION
G1.1	CODE SUMMARY
G1.2	SCHEDULES
G1.3	ASSEMBLY TYPES

ARCHITECTURAL

A1.1	DEMOLITION PLANS
A2.1	FLOOR PLANS
A2.2	ENLARGED FLOOR PLANS
A3.1	REFLECTED CEILING PLANS
A3.2	ENLARGED REFLECTED CEILING PLANS
A4.1	INTERIOR ELEVATIONS
A4.2	INTERIOR ELEVATIONS
A4.3	INTERIOR ELEVATIONS
A4.4	INTERIOR ELEVATIONS
A4.5	INTERIOR ELEVATIONS
A4.6	INTERIOR ELEVATIONS
A5.1	FINISH AND FURNITURE PLANS
A8.1	DETAILS
A8.2	DETAILS
A8.3	DETAILS
A8.4	DETAILS

STRUCTURAL

S0.0	STRUCTURAL GENERAL NOTES
S0.1	STRUCTURAL PLAN - THIRD LEVEL
S0.2	STRUCTURAL DETAILS

MECHANICAL

M0.1	MECHANICAL LEGEND, SYMBOLS & ABBREVIATIONS
M0.2	MECHANICAL SCHEDULES
M1.1	MECHANICAL 3RD FLOOR DEMOLITION PLAN
M1.2	MECHANICAL PARTIAL DEMOLITION PLANS
M2.1	MECHANICAL 3RD FLOOR PLAN
M2.2	MECHANICAL PARTIAL FLOOR PLANS
M5.1	MECHANICAL DETAILS

PLUMBING

P0.1	PLUMBING LEGEND, SYMBOLS & ABBREVIATIONS
P0.2	PLUMBING SCHEDULES
P1.1	PLUMBING 3RD FLOOR DEMOLITION PLAN
P1.2	PLUMBING 2ND FLOOR DEMOLITION PLAN
P2.1	PLUMBING 3RD FLOOR PLAN
P2.2	PLUMBING 2ND FLOOR PLAN
P5.1	PLUMBING DETAILS

ELECTRICAL

E0.1	ELECTRICAL LEGEND & ABBREVIATIONS
E0.2	LUMINAIRE SCHEDULES AND NOTES
E1.0	ELECTRICAL DEMOLITION PLAN
E1.1	ELECTRICAL ENLARGED DEMOLITION PLAN
E2.0	ELECTRICAL PROPOSED PLAN
E2.2	ENLARGED LIGHTING PLAN - 2ND FLOOR
E2.3	ENLARGED LIGHTING PLAN - 3RD FLOOR
E2.4	ENLARGED LIGHTING PLAN - 3RD FLOOR
E3.0	ENLARGED POWER PLAN - 2ND FLOOR
E3.1	ENLARGED POWER PLAN - 3RD FLOOR
E3.2	ENLARGED POWER PLAN - 3RD FLOOR
E4.0	ENLARGED DATA/FIRE ALARM PLAN - 2ND FLOOR
E4.1	ENLARGED DATA/FIRE ALARM PLAN - 3RD FLOOR
E4.2	ENLARGED DATA/FIRE ALARM PLAN - 3RD FLOOR
E5.0	ENLARGED MECH. CONNECTION PLAN - 2ND FLOOR
E5.1	ENLARGED MECH. CONNECTION PLAN - 3RD FLOOR
E6.0	ELECTRICAL ONE-LINE DIAGRAM
E6.1	ELECTRICAL ONE-LINE DIAGRAM
E7.0	ELECTRICAL DETAILS
E7.1	LIGHTING CONTROL ONE-LINE DIAGRAM
E7.2	ELECTRICAL PANEL SCHEDULE
E7.3	ELECTRICAL PANEL SCHEDULE
E7.4	ELECTRICAL PANEL SCHEDULE

BID ITEMS

BID ITEM #1. LED LIGHTING BEHIND 3RD FLOOR WOOD SLAT WALL (ROOM 307) REFER TO ELECTRICAL DRAWINGS.

BID ITEM #2. WOOD ACOUSTIC CEILING TILES (ROOMS 308D & 308C). REFER TO REFLECTED CEILING PLANS.

BID ITEM #3. 'TEA CABINET' (ROOM 308). BUILT-IN CUSTOM CABINET AND ASSOCIATED EQUIPMENT & PLUMBING WORK. REFER TO 1/A8.4 & PLUMBING DRAWING..

APPEALS SUMMARY

I. APPEAL #7 OF 07/31/1980

A. BUILDING REGULATION REQUIREMENT:
 sec. 3304(g). "Exit corridors shall be continuous until egress is provided from the building and shall not be interrupted by intervening rooms."

B. PROPOSED DESIGN:
 Provide exit corridor which opens onto a low-use, private parking garage open to atmosphere on two (2) sides. There will be no obstructions and a 5'-0" wide, painted, striped path from the exit to the existing smoke tower stair enclosure. The other end of the exit corridor has direct access to the lobby, elevators and stairs which open directly to the outside. This appeal is very similar to the one granted for this space on 03/01/1979 (appeal #10).
 (Note: There is a memorandum dated 06/11/1980 by Mackenzie/Saito attached to this appeal. It describes previous appeals, discussions with Fire Marshals and Building Department representatives, 1 hr & 2 hr wall and ceiling ratings, plan revisions, and a constructed one hour wall between B-2 and B-1 occupancies.

C. REASON FOR ALTERNATE PROPOSAL:
 The proposed exit pattern is clearly defined. The striped path through the low-use, private, attendant maintained, parking garage leads to an existing smoke tower stair enclosure. The parking area is open to the atmosphere on two (2) sides and the building is of Type I construction.

D. ACTION TAKEN:
 GRANTED as proposed.

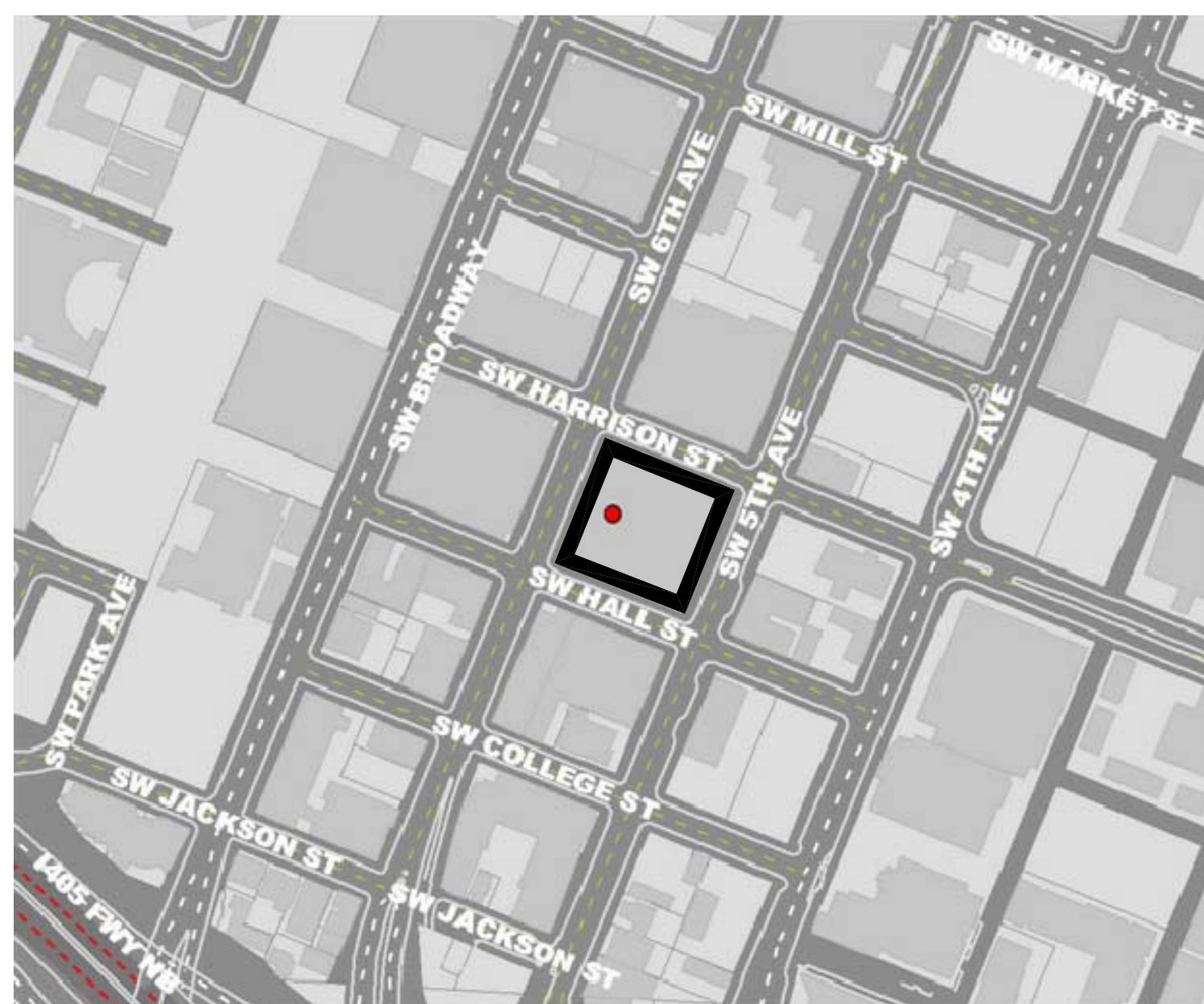
II. APPEAL ID#9827 OF 05/328/2013

A. BUILDING CODE REQUIREMENT:
 sec. 1015.2.1, "Separation of two exits to be not less than 1/3 of the diagonal distance of the full area served measured in a straight line between the exit doors"

B. PROPOSED DESIGN:
 Existing exit doors in testing lab/office suite are 44' apart measured in a straight line. The diagonal distance for the suite is 90' requiring 48' of separation. Both existing doors exit into a rated corridor that connects to rated exit stairways. The testing lab is an existing classroom/office area on the 3rd floor that is being expanded by 2,377 SF into the adjacent existing parking garage.

C. REASON FOR ALTERNATE PROPOSAL:
 - Moving the existing doors would only gain 4' and still exit into the same rated corridor.
 - If the distance between the separating the two existing exit doors is measured per travel distance, the distance would be 48' and meet the separation distance requirement.
 - If the distance separating the two existing exit doors is measured in the rated corridor per section 1015.2.1 exception 1, the distance would be 61' and meet the separation distance requirement.
 - This project is a limited expansion and remodeling of the University Center Building. Retaining the existing doors would be a cost effective approach.
 - The building has a fire alarm system and smoke detection devices.
 - The remodeling will improve the safety of the building by providing a rated separation between the B occupancy and S-2 parking areas.
 - The remodeling will improve the safety of the building by providing an additional (2nd) exit from the parking area into the rated exit corridor.
 - A full Fire & Life Safety Plan was prepared in 2007 and will be updated for this 3rd floor expansion and 2nd floor remodeling.

D. ACTION TAKEN:
 Separation between egress doors at 3rd floor testing suite: GRANTED provided corridor doors swing in the direction of travel.



1 VICINITY MAP
 G1.0 N.T.S.

PSU - STUDENT HEALTH & COUNSELING (SHAC)

1880 SW 6th Avenue, Portland, Oregon 97201
 OWNER: PORTLAND STATE UNIVERSITY - FACILITIES AND PLANNING (FAP)
 202 UNIVERSITY SERVICES BLDG - 617 SW MONTGOMERY
 PORTLAND, OREGON 97201
 CONTACT: KAY BYRNE 503-725-9837

PROJECT NO. 12-1121
 ISSUE DATE 08.02.2013

REVISIONS

SHEET

COVER SHEET

G1.0

BID SET

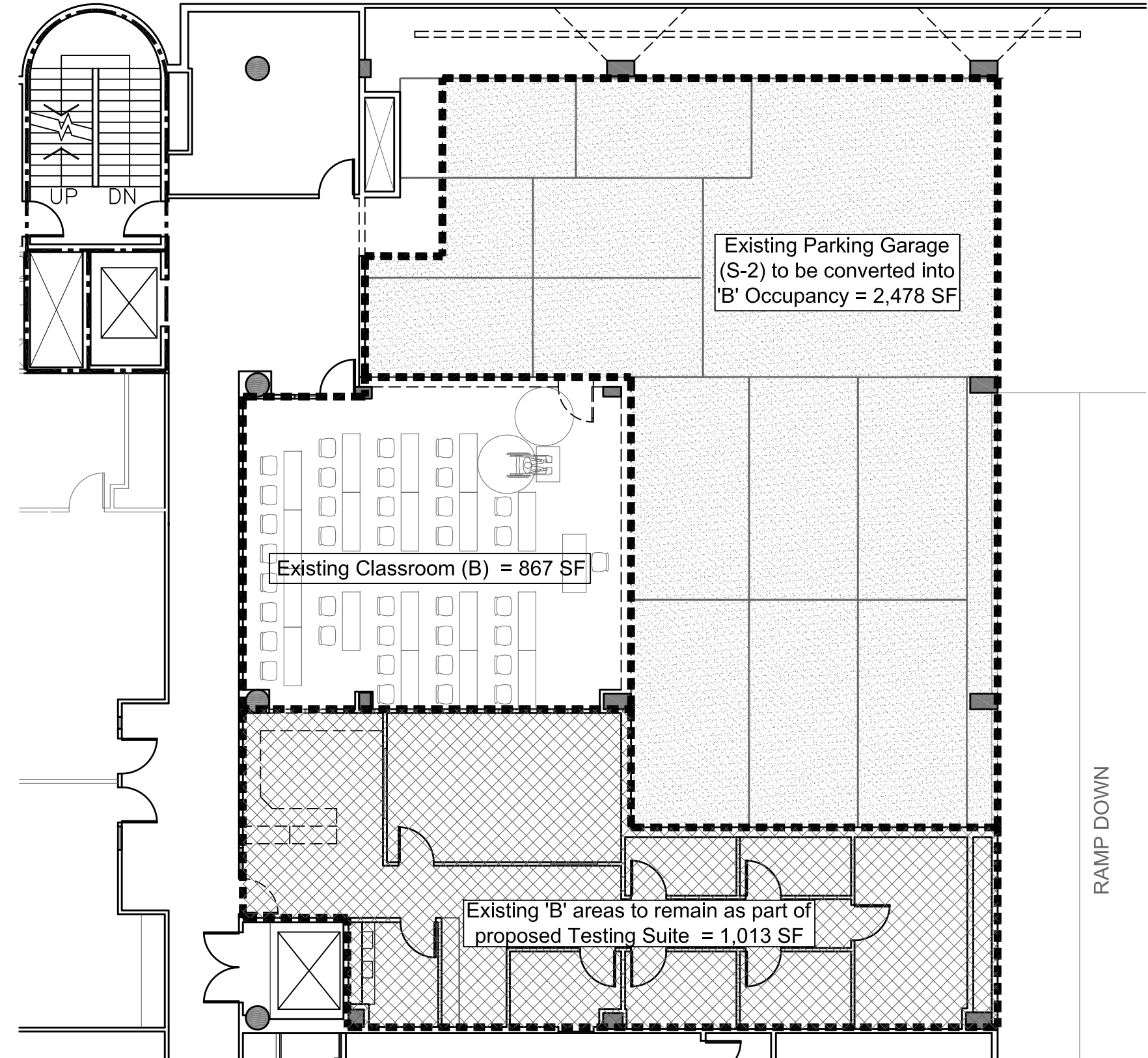
© MERRYMAN BARNES ARCHITECTS, INC.



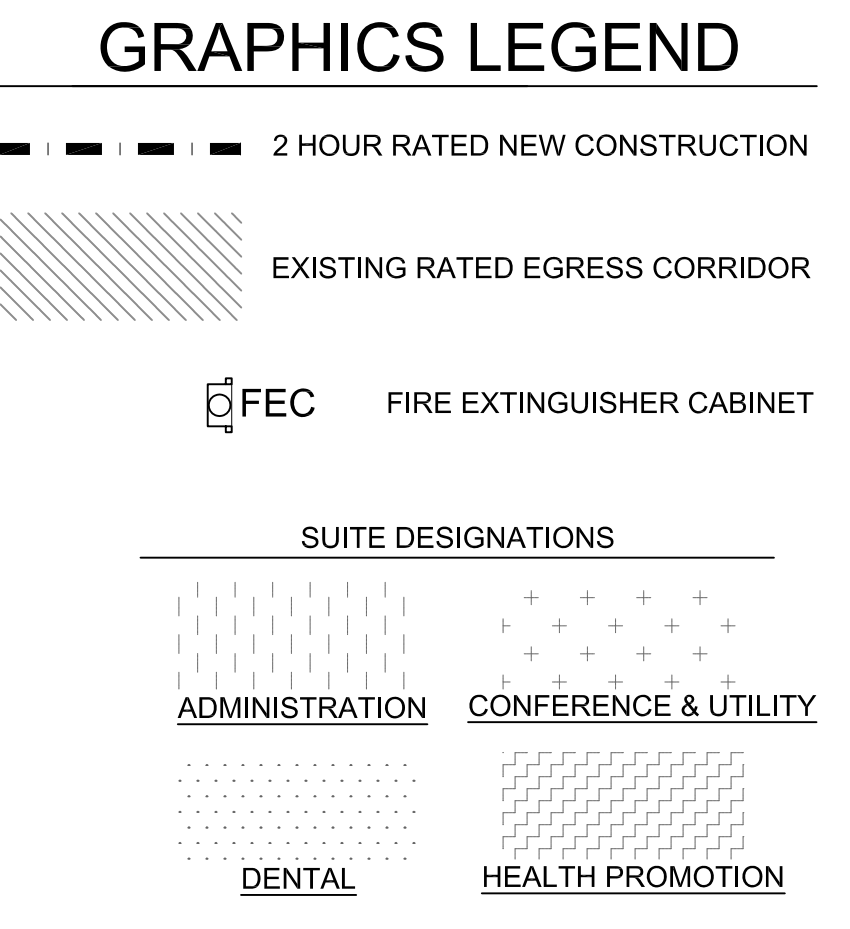
MERRYMAN BARNES ARCHITECTS 1231 NW HOYT ST. SUITE 403 | PORTLAND, OR 97209 | P: 503-222-3753 | F: 503-295-6718 | www.MerrymanBarnesArchitect.com

PSU - CENTER FOR STUDENT HEALTH & COUNSELING (SHAC)
AT THE UNIVERSITY CENTER BUILDING (UCB)

GOVERNING CODES	
ZONING:	CITY OF PORTLAND, TITLE 33, ZONING CODE
EXISTING BUILDING:	CODE IN EFFECT FOR PERMITTED CONSTRUCTION IN 1989 AND VARIOUS SUBSEQUENT ADDITIONS & TENANT IMPROVEMENTS
IMPROVEMENTS:	2010 EDITION OF OREGON STRUCTURAL SPECIALTY CODE
APPEALS:	
CODE INFORMATION	
WORK SCOPE:	- INTERIOR TENANT IMPROVEMENT WORK AND CONVERSION OF A PORTION OF AN EXISTING OPEN PARKING GARAGE INTO CONDITIONED, BUSINESS OCCUPANCY, EDUCATIONAL TESTING SPACE.
PROPOSED BUILDING ADDITIONS:	- SECOND MEANS OF EGRESS FROM THE UPPER LEVEL OF AN EXISTING PARKING GARAGE - NEW ENCLOSED TESTING ROOMS NO IMPACT ON EXTERIOR FACADES OF EXISTING BUILDING
CHANGE OF OCCUPANCY:	- PARTIAL CONVERSION OF 'S-2' (PARKING GARAGE) INTO 'B' (OFFICE)
CONSTRUCTION TYPE:	1A - NON SPRINKLED
OCCUPANCY:	EXISTING: THIRD FLOOR (AREA OF WORK) - 'B' AT PART OF FLOOR AND 'S-2' AT REMAINDER. PROPOSED: THIRD FLOOR - PARTIAL CONVERSION OF 'S-2' (GARAGE) TO 'B' (OFFICE / EDUCATIONAL)
EXISTING:	CLASSROOM (B) 867 SF @ 15 SF/OCC = 44 OCC. PARKING (S-2) 2,478 SF @ 200 SF/OCC = 13 OCC. TOTAL = 57 OCCUPANTS
PROPOSED:	TESTING SUITE (EDUCATIONAL & BUSINESS AREAS) [475+805/20] + [205/100] = 64+21 OCC. TOTAL = 85 OCCUPANTS
NET TOTAL ADDED:	(85 - 57) = 28 OCCUPANTS
BUILDING AREA:	TOTAL BUILDING: UNCHANGED EXISTING 2ND FLR: UNCHANGED EXISTING 3RD FLR: UNCHANGED ALL OTHER FLOORS: NO WORK
BUILDING HEIGHT:	EXISTING: 4 STORIES PLUS BASEMENT PROPOSED: NO CHANGE
FIRE RESISTIVE CONSTRUCTION FOR TYPE I/A:	TABLE 601
BUILDING ELEMENT	FIRE RATING (HRS.)
STRUCTURAL FRAME	3
BEARING WALLS - EXT.	3
BEARING WALLS - INT.	3
NON-BEARING WALLS - EXT.	0 - 30 TO PL
NON-BEARING WALLS - INT.	0
FLOOR CONSTRUCTION	2
ROOF CONSTRUCTION	N/A
ROOFING CLASS (SEC 1506.1)	N/A
CORRIDOR WALLS	1 HR FIRE PARTITION
ELEV. SHAFT ENCLOSURE	1 HR FIRE BARRIER
ENCLOSED EXIT STAIRWAYS	1 HR FIRE BARRIER
OCCUPANCY SEPARATION WALLS	2 HOUR SEPARATION BETWEEN OCCUPANCIES S2-B
EXTERIOR WALLS & OPENING PROTECTION	UNPROTECTED, > 30 TO CL OF ROW
SPRINKLER SYSTEMS	NONE EXISTING - NONE PROPOSED GROUP B = NOT REQ'D
EXITING	SEE EXIT DIAGRAMS EXIT ACCESS TRAVEL DISTANCE = 200' IN UNSPRINKLED BUILDING COMMON PATH OF EGRESS TRAVEL = 75' MIN. WIDTH 0.2' X OCCUPANTS MIN STAIR/CORR WIDTH 0.3' X OCCUPANTS (44" MIN) EXIT DOORS TO SWING IN DIRECTION OF TRAVEL WHEN SERVING OCCUP. LOAD > 50.
ACCESSIBILITY	STAIRWAY ENCLOSURES: 50% OF EXITS ALLOWED TO BE UNENCLOSED ALTERATIONS SHALL COMPLY PRIMARY FUNCTION AREA REQUIRED TO BE ACCESSIBLE ALONG WITH ACCESSIBLE PATH: ACCESSIBLE UNISEX RESTROOM TO BE PROVIDED TACTILE SIGNAGE REQ'D AT RESTROOMS & EXIT DOORS - SEE SPECIFICATIONS
FIRE EXTINGUISHERS	REQ'D: WITHIN 75' OF ANY POINT
BUILDING TO BE OCCUPIED DURING CONSTRUCTION. MAINTAIN PUBLIC ACCESS TO ALL BUILDING EGRESS POINTS.	
ENERGY CODE	OEESF TABLE 502.3
ROOF:	EXISTING TO REMAIN - NO WORK PROPOSED
WALLS:	REQ'D: R-13 + R-5.6 CONTINUOUS INSULATION MIN. PROPOSED: NEW EXTERIOR CONSTRUCTION TO MEET MIN. REQUIREMENTS
WINDOWS:	EXISTING TO REMAIN - NO WORK PROPOSED
FENESTRATION	REQ'D: MAX 30% PROPOSED: ALL ARE EXISTING OPENINGS
INTERIOR WALL & CEILING FINISHES:	TABLE 803.9
'B' OCCUPANCY, NON-SPRINKLERED	
CORRIDORS	CLASS B
ROOMS	CLASS C
PLUMBING FIXTURES	TABLE 29-A
EXISTING ACCESSIBLE RESTROOMS: NO CHANGE	
ADDED 'B' OCCUPANCY:	
1,343-867 EXIST = 476 SF/50=10 OCCUP.	
OFFICE: 1,921 SF/200 = 9	
TOTAL = 19 OCCUP.	
= MENS: 1 WC, 1 LAV	
= WOMENS: 1 WC, 1 LAV	
PROPOSED: 2 UNISEX SINGLE OCCUPANT ACCESSIBLE	

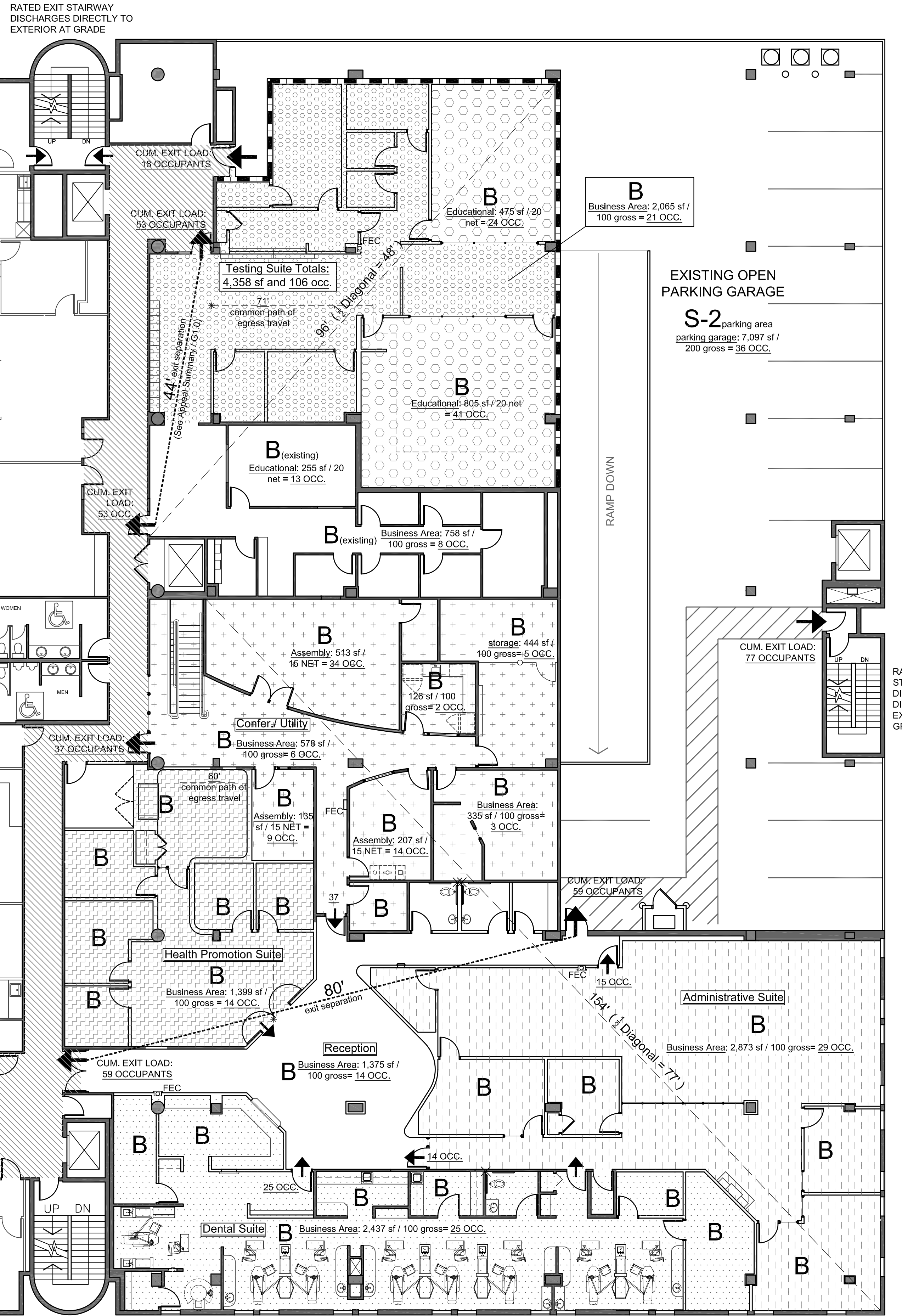


2 PARTIAL EXISTING THIRD FLOOR PLAN
3/32" = 1'-0"




Function of Space	sf / occupant
Assembly (unconcentrated)	15 net
Educational - classroom area	20 net
Business Area	100 gross
Parking Garage	200 gross

space	area	load factor(s)	occupancy	occ. load	exits req'd (provided)
Testing Suite	4,358 sf		'B'	106	2 (2)
educational	1,535 sf	20	'B'	77	2 (2)
business area	2,823 sf	100	'B'	29	1 (2)
Conference/Utility	2,407 sf		'B'	73	2 (2)
assembly	855 sf	15	'B'	57	2 (2)
offices	1,552 sf	100	'B'	16	1 (2)
Admin. Suite	2,873 sf	100	'B'	29	1 (2)
Dental Suite	2,437 sf	100	'B'	25	1 (2)
Health Promotion	1,399 sf	100	'B'	14	1 (1)
Reception	1,375 sf	100	'B'	14	1 (2)



1 PROPOSED PARTIAL THIRD FLOOR FIRE LIFE SAFETY PLAN
3/32" = 1'-0"
(NOTE: 11 X 17 SIZE DRAWINGS ARE HALF-SCALE)



PSU - STUDENT HEALTH & COUNSELING (SHAC)

1880 SW 6th AVENUE, PORTLAND, OREGON 97201
OWNER: PORTLAND STATE UNIVERSITY - FACILITIES AND PLANNING (FAP)
202 UNIVERSITY SERVICES BLDG - 617 SW MONTGOMERY
PORTLAND, OREGON 97201
CONTACT: KAY BYRNE 503-725-9837

PROJECT NO. 12-1121
ISSUE DATE 08.02.2013

REVISIONS

CODE
G1.1

BID SET
© MERRIMAN BARNES ARCHITECTS, INC.



PSU - STUDENT HEALTH & COUNSELING (SHAC)

1880 SW 6th Avenue, Portland, Oregon 97201
 OWNER: PORTLAND STATE UNIVERSITY - FACILITIES AND PLANNING (FAP)
 202 UNIVERSITY SERVICES BLDG - 617 SW MONTGOMERY
 PORTLAND, OREGON 97201
 CONTACT: KAY BYRNE 503-725-9837



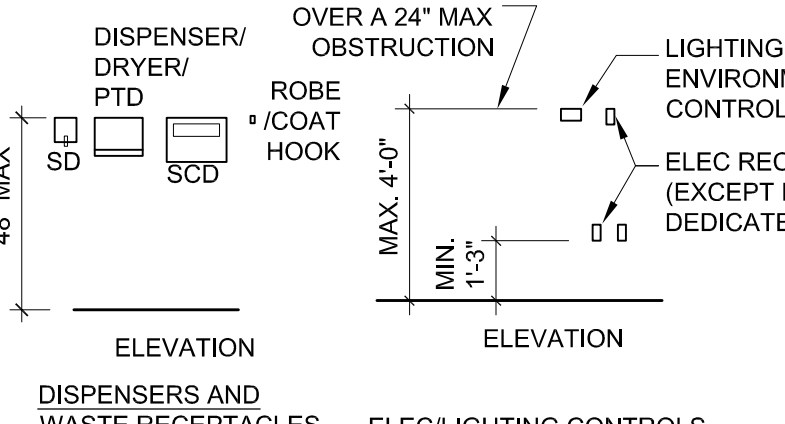
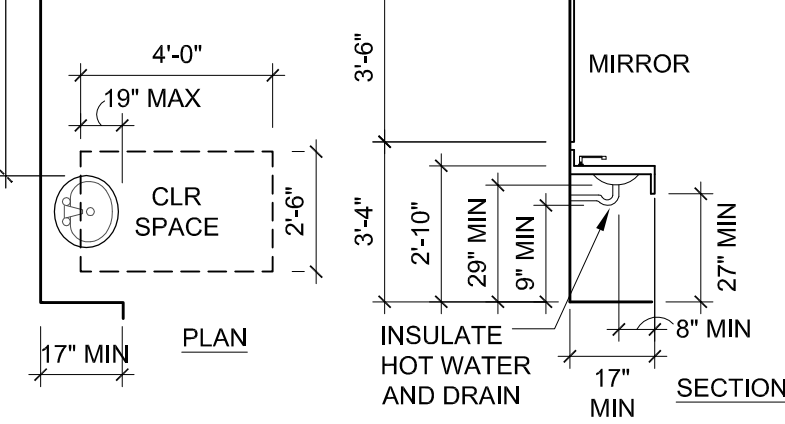
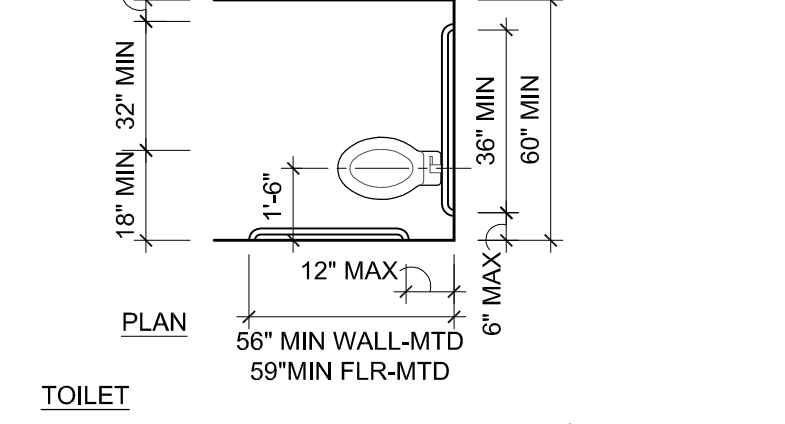
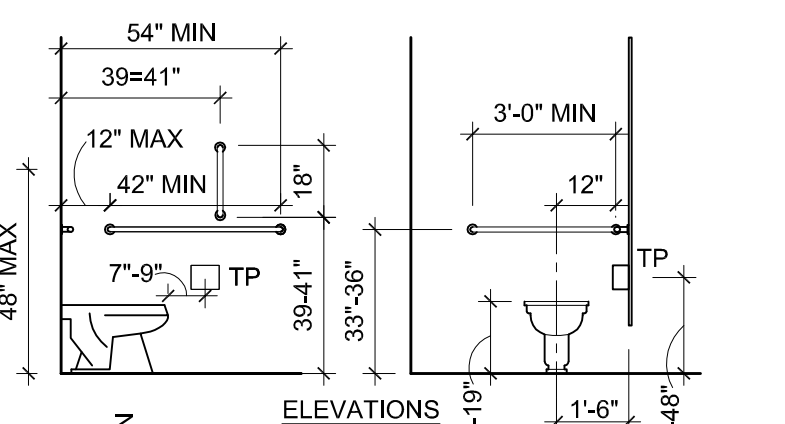
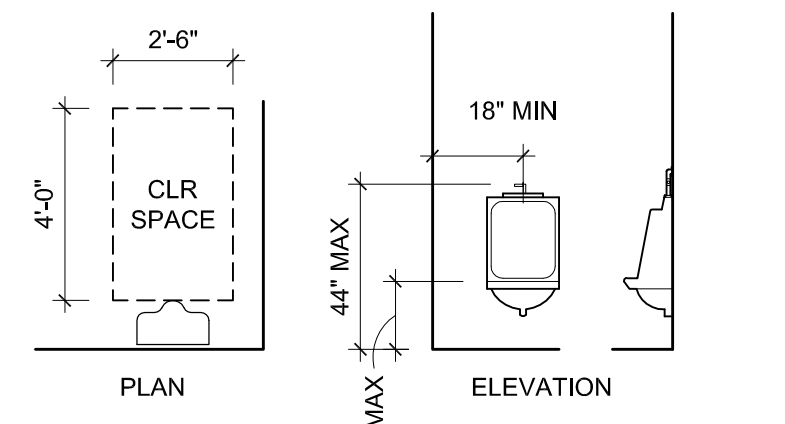
PROJECT NO. 12-1121 ISSUE DATE 08.02.2013
 REVISIONS

SCHEDULES
G1.2
 BID SET
 © MERRYMANN BARNES ARCHITECTS, INC.

NO.	ROOM NAME	DOOR SIZE	TYPE	DOOR		FRAME		FIRE RATING	HARDWARE GROUP	CLOSER	NOTES
				MATL	FIN	MATL	FIN				
SECOND FLOOR											
202A	SHARED OFFICE	(E) SINGLE	A	(E) WD	(E) S&V	(E) STEEL	(N) PT	0	1		Existing door & frame to remain
222A	EXAM ROOM	(E) SINGLE	A	(E) WD	(E) S&V	(E) STEEL	(N) PT	0	1		Salvage and reinstall existing doors
222B	CONSULTATION RM	(E) SINGLE	A	(E) WD	(E) S&V	(E) STEEL	(N) PT	0	1		Salvage and reinstall existing doors
222C	OFFICE	(E) SINGLE	B	(E) WD	(E) S&V	(E) STEEL	(N) PT	0	1		Salvage and reinstall existing doors
222D	EXAM ROOM	(E) SINGLE	A	(E) WD	(E) S&V	(E) STEEL	(N) PT	0	1		Salvage and reinstall existing doors
234A	STORAGE	(E) SINGLE	A	(E) WD	(E) S&V	(E) STEEL	(N) PT	(E)	1		Existing door & frame to remain
291A	PARKING GARAGE	(E) SINGLE	D	(E) STEEL	(N) PT	(E) STEEL	(N) PT	0	1		Existing door & frame to remain
THIRD FLOOR											
305A	JANITOR STORAGE	(E) SINGLE		(E) WD	(E) S&V	(E) STEEL	(N) PT	20	1		Reuse existing door/frame from suite entry/corridor Existing door, new location. See A1.1
307A	SHAC ENTRANCE	PAIR 3'-0"x7'-10" x 3'-4"	A2	WD	S&V	STEEL	PT	20	2		
307B	HEALTH PROMOTION	PAIR 3'-0"x7'-10" x 3'-4"	B2	WD	S&V	STEEL	PT	0	3		
307C	CONNECTING DOOR	(E) SINGLE	A	(E) WD	(E) S&V	(E) STEEL	(N) PT	0	1		Existing door & frame to remain Key Card access
307D	TOILET	3'-0"x7'-10" x 4"x7"	A	WD	S&V	STEEL	PT	0	4		
307E	TOILET	3'-0"x7'-10" x 4"x7"	A	WD	S&V	STEEL	PT	0	4		
307F	TELEPHONE RM	3'-0"x7'-10" x 4"x7"	B	WD	S&V	STEEL	PT	0	5		
307G	ADMIN EXT	3'-0"x7'-10" x 4"x7"	A	WD	S&V	STEEL	PT	0	6		Key Card access
307H	SHAC ADMIN ENTRY	3'-0"x7'-10" x 4"x7"	B	WD	S&V	STEEL	PT	0	6		Key Card access
308A	DIRECTOR OFFICE	3'-0"x7'-10" x 4"x7"	A	WD	S&V	STEEL	PT	0	7		
308B	ASST. DIRECTOR OFF	3'-0"x7'-10" x 4"x7"	B	WD	S&V	STEEL	PT	0	7		Film for door glass
308C	STORAGE	3'-0"x7'-10" x 4"x7"	A	WD	S&V	STEEL	PT	0	7		
308D	INSURANCE OFF	3'-0"x7'-10" x 4"x7"	B	WD	S&V	STEEL	PT	0	7		
308E	INSURANCE OFF	3'-0"x7'-10" x 4"x7"	A	WD	S&V	STEEL	PT	0	7		
308F	CLOSET	3'-0"x7'-10" x 4"x7"	A	WD	S&V	STEEL	PT	0	7		
308G	ADMIN OFFICE	3'-0"x7'-10" x 4"x7"	B	WD	S&V	STEEL	PT	0	7		Lockable
309A	DENTAL ENTRY	3'-0"x7'-10" x 4"x7"	B	WD	S&V	STEEL	PT	0	8		
309B	PROVIDER OFFICE	3'-0"x7'-10" x 4"x7"	B	WD	S&V	STEEL	PT	0	7		
309C	(E) 2ND EXIT	A (E) WD (E) S&V (E) STEEL (N) PT	0	1							Existing door & frame to remain
309D	(E) VACUUM CLOSET	(E) SINGLE	A	(E) WD	(E) S&V	(E) STEEL	(N) PT	0	1		Existing door & frame to remain
309E	CLINICAL DIR. OFF.	3'-0"x7'-10" x 4"x7"	A	WD	S&V	STEEL	PT	0	7		
309F	DENTAL DIRECTOR	3'-0"x7'-10" x 4"x7"	B	WD	S&V	STEEL	PT	0	7		
310A	OFFICE	3'-0"x7'-10" x 4"x7"	B	WD	S&V	STEEL	PT	0	7		
310B	OFFICE	3'-0"x7'-10" x 4"x7"	B	WD	S&V	STEEL	PT	0	7		
310C	MIND SPA	3'-0"x7'-10" x 4"x7"	B	WD	S&V	STEEL	PT	0	7		With patterned window film
310D	MIND SPA STORAGE	2'-0"x7'-10" x 4"x7"	A	WD	S&V	STEEL	PT	0	7		Lockable
310E	STORAGE ROOM	3'-0"x7'-10" x 4"x7"	A	WD	S&V	STEEL	PT	0	7		Lockable
310F	DIRECTOR OFFICE	3'-0"x7'-10" x 4"x7"	B	WD	S&V	STEEL	PT	0	7		
310G	OFFICE	3'-0"x7'-10" x 4"x7"	B	WD	S&V	STEEL	PT	0	7		
312A	FOOD PREP.	(E) SINGLE	A	(E) WD	(E) S&V	(E) STEEL	(E) PT	0	1		Existing door & frame to remain
313A	BREAK ROOM	(E) SINGLE	A	(E) WD	(E) S&V	(E) STEEL	(E) PT	0	1		Existing door & frame to remain
313B	BREAK ROOM	(E) SINGLE	A	(E) WD	(E) S&V	(E) STEEL	(E) PT	0	1		Existing door & frame to remain
317A	SHARED MTG. ROOM	(E) SINGLE	A	(E) WD	(E) S&V	(E) STEEL	(N) PT	0	1		Reuse existing frame, door, and relite from original Testing area
320A	ENTRY TO TESTING	(E) SINGLE	A	(E) WD	(E) S&V	(E) STEEL	(N) PT	20	1		Reuse existing frame and relite and install door and closer with reverse swing
340A	ENTRY TO TESTING	(E) SINGLE	A	(E) WD	(E) S&V	(E) STEEL	(N) PT	20	1		Eqly door, frame & relite to remain - install salvaged closer from other existg testing door. See A1.1
340B	CLOSET	3'-0"x7'-10" x 4"x7"	A	WD	S&V	STEEL	PT	0	7		
340C	STORAGE	3'-0"x7'-10" x 4"x7"	A	WD	S&V	STEEL	PT	0	7		
340D	STAFF WORK ROOM	3'-0"x7'-10" x 4"x7"	C	WD	S&V	STEEL	PT	0	7		
340E	RECEPTION DOOR	3'-0"x7'-10" x 4"x7"	A	WD	S&V	STEEL	PT	0	7		
340F	INDIV. TESTING ROOM	3'-0"x7'-10" x 4"x7"	C	WD	S&V	STEEL	PT	0	9		
340G	INDIV. TESTING ROOM	3'-0"x7'-10" x 4"x7"	C	WD	S&V	STEEL	PT	0	9		
340H	ADA INDIV. TESTING RM	3'-0"x7'-10" x 4"x7"	C	WD	S&V	STEEL	PT	0	9		QUIET; No latch, push/roll function, soft close
340I	TESTING ROOM	3'-0"x7'-10" x 4"x7"	C	WD	S&V	STEEL	PT	0	9		QUIET; No latch, push/roll function, soft close
340J	TESTING ROOM	3'-0"x7'-10" x 4"x7"	C	WD	S&V	STEEL	PT	0	9		QUIET; No latch, push/roll function, soft close
340M	DIRECTOR OFFICE	3'-0"x7'-10" x 4"x7"	A	WD	S&V	STEEL	PT	0	7		
340N	ASST. DIRECTOR OFF.	3'-0"x7'-10" x 4"x7"	B	WD	S&V	STEEL	PT	0	7		
390A	EXIT TO GARAGE	(E) SINGLE	D	(E) STEEL	(N) PT	(E) STEEL	(N) PT	(E)	1		Existing door & frame to remain
390B	EXIT FROM GARAGE	3'-0"x7'-0" x 11"x4"	D	STEEL	PT	STEEL	PT	90	10		
390C	COMPRESSOR	3'-0"x7'-0" x 11"x4"	E	STEEL	PT	STEEL	PT	0	7		Door with louver

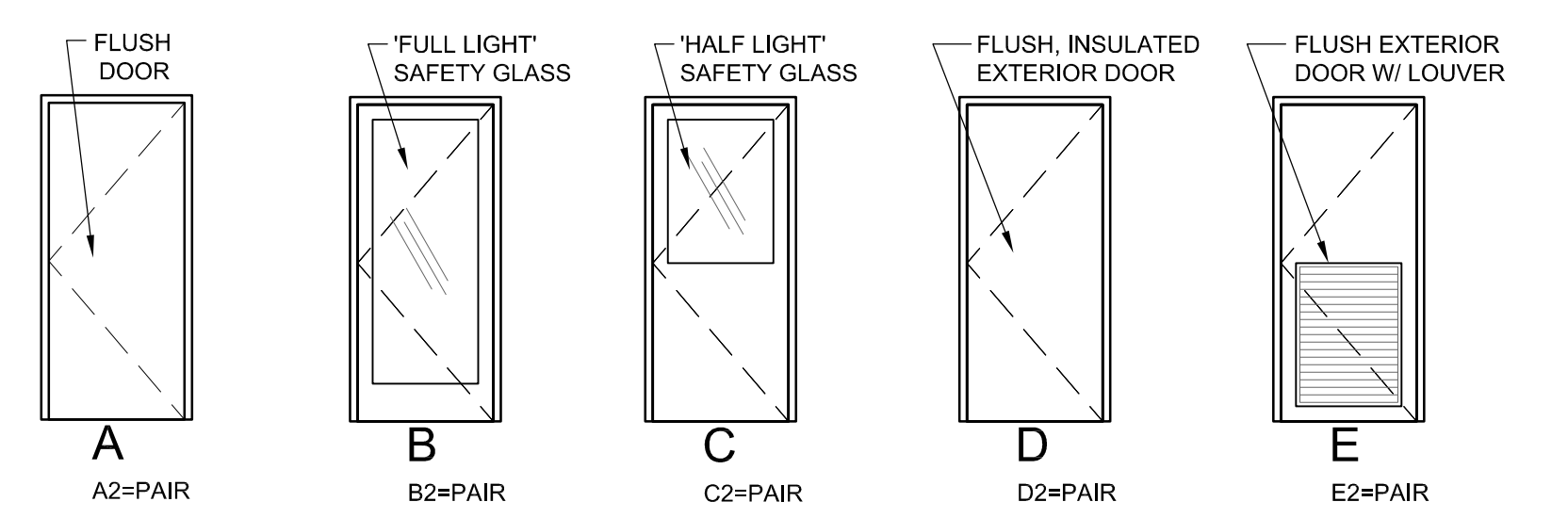
NOTES
 1 S&V = STAIN AND VARNISH FINISH TO MATCH EXISTING
GENERAL NOTES
 A ALL NEW HARDWARE TO MEET ADA CODE REQUIREMENTS
 B ADJUST EXISTING CLOSERS
 C **BOLD INDICATES EXISTING DOORS**

2 DOOR SCHEDULE
 G1.2



TOILET ACCESSORY ABBREVIATIONS:
 SD SOAP DISPENSER
 PTD PAPER TOWEL DISPENSER
 SCD SEAT COVER DISPENSER
 TP TOILET PAPER DISPENSER

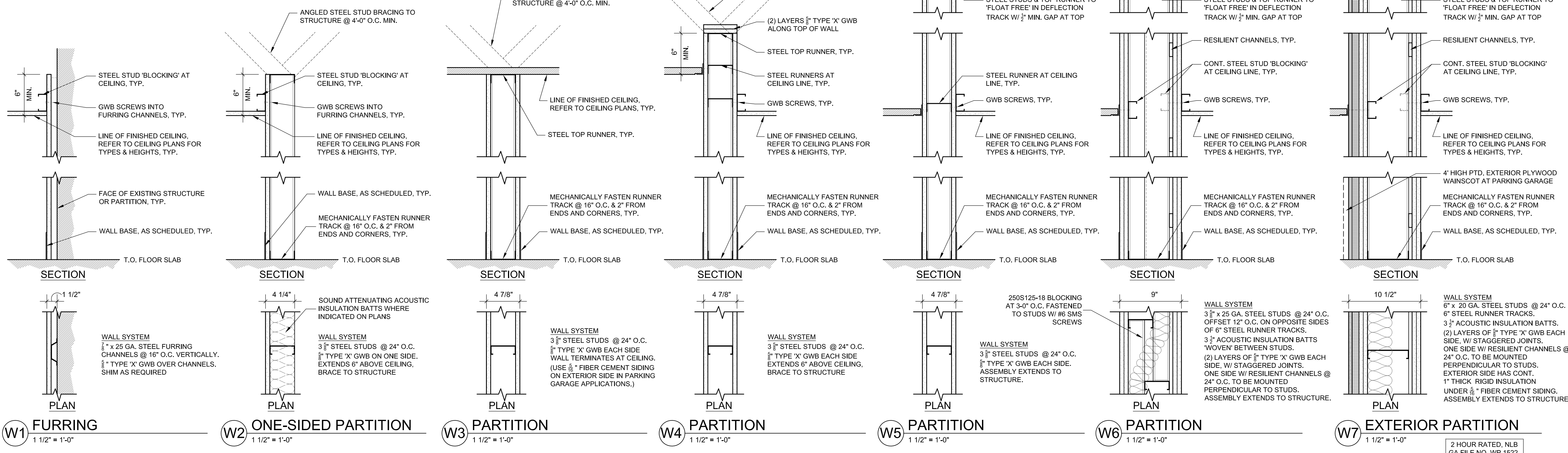
TYPICAL MOUNTING HEIGHTS
 NOT TO SCALE



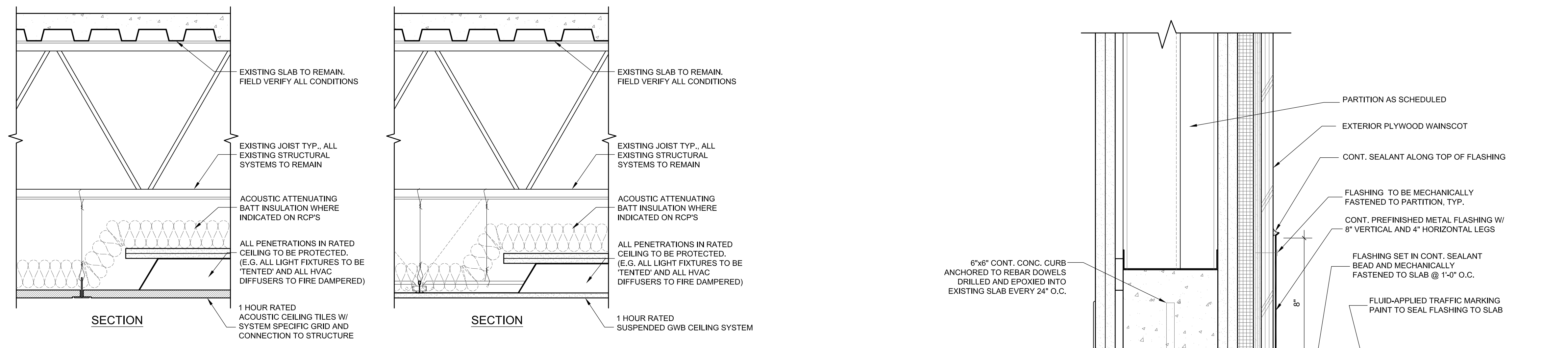
DOOR TYPES
 NOT TO SCALE
 REF. DOOR SCHEDULE - FOR DOOR SIZES, MATERIALS, & FINISHES

NO.	ROOM NAME	FLOOR		BASE		WALLS (MATL/FIN)			CEILING		COMMENTS	
		MATL	FIN	MATL/FIN		N	S	E	W	MATL		FIN
SECOND FLOOR												
C208	CORRIDOR	(E) CPT		(E) RUB		(E)GWB/INPT	(E)GWB/INPT	(E)GWB/INPT	(E)GWB/INPT	(E)	(E)	
202	SHARED OFFICE	(E) CPT		(E) RUB		(E)GWB/INPT	(E)GWB/INPT	(E)GWB/INPT	(E)GWB/INPT	(E)	(E)	
230	STAFF LOCKER ROOM	(E) CPT		(E) RUB		(E)GWB/INPT	(E)GWB/INPT	(E)GWB/INPT	(E)GWB/INPT	(E)	(E)	Room gets 26 new half-height lockers Salvage old lockers per PSU directions
V232	VESTIBULE	(N) CPT		(N) RUB		(N)GWB/PT	(N)GWB/PT	(N)GWB/PT	(N)GWB/PT	(N)GWB/PT	(N)GWB/PT	
232A	EXAM	(N) RES		(N) RUB		(E)GWB/INPT	(E)GWB/INPT	(E)GWB/INPT	(E)GWB/INPT	(N) ACT3	(N) ACT3	
232B	CONSULTATION	(N) RES		(N) RUB		(E)GWB/INPT	(E)GWB/INPT	(E)GWB/INPT	(E)GWB/INPT	(N)GWB/PT	(N)GWB/PT	
232C	OFFICE	(N) CPT		(N) RUB		(E)GWB/INPT	(E)GWB/INPT	(E)GWB/INPT	(E)GWB/INPT	(N)GWB/PT	(N)GWB/PT	
232D	EXAM	(N) RES		(N) RUB		(N)GWB/PT	(N)GWB/PT	(N)GWB/PT	(N)GWB/PT	(N)GWB/PT	(N)GWB/PT	
232E	CHARTING STATION	(N) CPT		(N) RUB		(E)GWB/INPT	(E)GWB/INPT	(E)GWB/INPT	(E)GWB/INPT	(N)GWB/PT	(N)GWB/PT	
THIRD FLOOR												
C300	MAIN CORRIDOR	(E) CPT		(E) RUB		(E)	(E)	(E)	(E)	(E)	(E)	
C300S	SOUTH ELEV LOBBY	(N) CPT		(N) RUB		(E)GWB/INPT	(E)GWB/INPT	(E)GWB/INPT	(E)GWB/INPT	(E)GWB	(N) PT	
C300N	NORTH ELEV LOBBY	(N) CPT		(N) RUB		(E)GWB/INPT	(E)GWB/INPT	(E)GWB/INPT	(E)GWB/INPT	(E)GWB	(N) PT	
305	JANITORIAL STORAGE	(N) RES		(N) RUB		(N)GWB/PT	(N)GWB/PT	(N)GWB/PT	(E)GWB/INPT	(N)GWB	(N) PT	
C307	SHAC CORRIDOR	(N) CPT		(N) RUB		(E)GWB/INPT	(E)GWB/INPT	(E)GWB/INPT	(E)GWB/INPT	(N)GWB & WD	PT, SAV	See reflected clg. Plan See interior elevs.
C307A	PART OF WAITING AREA	(N) CPT		(N) RUB		(N)GWB/PT	(N)GWB/PT	(N)GWB/PT	(N)GWB/PT	(N)GWB & WD	PT, SAV	See interior elevs.
C307B	EGRESS CORRIDOR	(N) CPT		(N) RUB		(N)GWB/INPT	(N)GWB/INPT	(N)GWB/INPT	(N)GWB/INPT	(N)GWB	(N) PT	
307	SHARED WAITING AREA	(N) CPT		(N) RUB		(E)GWB/INPT	(E)GWB/INPT	(E)GWB/INPT	(E)GWB/INPT	(N)GWB/PT & (N)WD	PT, SAV	Wood wall & Cig. areas - see interior elevs.
ADMINISTRATION SUITE												
C308	ENTRY	(N) CPT		(N) RUB		(N)GWB/PT	(E)GWB/INPT	(E)GWB/INPT	(E)GWB/INPT	(N)GWB & WD	PT, SAV	See reflected clg. Plan Decorative wall panels - see interior elevs
308	PRIVATE WAITING LOBBY	(N) CPT		(N) RUB		(N)GWB/PT	(N)GWB/PT	(N)GWB/PT	(N)GWB/PT	(N)GWB & WD	PT, SAV	
308A	SHAC DIRECTOR	(N) CPT		(N) RUB		(N)GWB/PT	(E)GWB/INPT	(E)GWB/INPT	(E)GWB/INPT	(N)GWB/PT	(N)GWB/PT	
308B	SHAC ASSOC. DIRECTOR	(N) CPT		(N) RUB		(N)GWB/PT	(E)GWB/INPT	(E)GWB/INPT	(E)GWB/INPT	(N)GWB/PT	(N)GWB/PT	
308C	PURCHASING / BILLING	(N) CPT		(N) RUB		(E)GWB/INPT	(E)GWB/INPT	(E)GWB/INPT	(E)GWB/INPT	(N)GWB / ACT2	PT / NONE	
308D	TIT LKTS	(N) CPT		(N) RUB		(E)GWB/INPT	(E)GWB/INPT	(E)GWB/INPT	(E)GWB/INPT	(N)GWB / ACT2	PT / NONE	
308E	FLEX OPEN OFFICE	(N) CPT		(N) RUB		(N)GWB/PT	(N)GWB/PT	(N)GWB/PT	(N)GWB/PT	(N)GWB / ACT1	PT / NONE	
308F	SHARED STORAGE	(N) CPT		(N) RUB		(N)GWB/PT	(N)GWB/PT	(N)GWB/PT	(N)GWB/PT	(N)GWB / ACT1	PT / NONE	
308G	SHARED INSURANCE OFF.	(N) CPT		(N) RUB		(N)GWB/PT	(N)GWB/PT	(N)GWB/PT	(N)GWB/PT	(N)GWB / ACT1	PT / NONE	
308H	SECURE STORAGE	(N) CPT		(N) RUB		(N)GWB/PT	(N)GWB/PT	(N)GWB/PT	(N)GWB/PT	(N)GWB	PT	
308J	EXECUTIVE ASST. OFF.	(N) CPT		(N) RUB		(N)GWB/PT	(N)GWB/PT	(N)GWB/PT	(N)GWB/PT	(N)GWB / ACT1	PT / NONE	
308K	???	(N) CPT		(N) RUB		(N)GWB/PT	(N)GWB/PT	(N)GWB/PT	(N)GWB/PT	(N)GWB / ACT1	PT / NONE	
308L	VACUUM & COMPRESSOR	(E) RES		(E) RUB		(E)GWB/PT	(E)GWB/PT	(E)GWB/PT	(E)GWB/PT	(E)GWB	(E) PT	Acoustic panels
DENTAL SUITE												
309</												

PARTITION ASSEMBLY NOTES:
 1. ALL INTERIOR PARTITIONS TO USE 362S125-18 STEEL STUDS (3 1/2" x 25 GAUGE W/ 1 1/2" FLANGES) AT 24" O.C. - U.N.O.
 2. EXTERIOR PARTITIONS TO USE 600S137-33 STEEL STUDS (6" x 20 GAUGE W/ 1.37" FLANGES) AT 24" O.C.
 3. AN 'A' DESIGNATION IN THE WALL TAGS DENOTES PARTITIONS THAT REQUIRE ACOUSTIC ATTENUATION.
 4. PATCH/REPAIR FIREPROOFING WHERE AFFECTED BY NEW CONNECTIONS TO STRUCTURE.



1 PARTITION ASSEMBLY TYPES - NON RATED UNO
G1.3



C1 RATED ACT CEILING 1 1/2" x 1'-0" 2 HOUR RATED, U.L. DESIGN No. 230-2

C2 RATED GWB 'HARD LID' CEILING 1 1/2" x 1'-0" 2 HOUR RATED, (SIM.) U.L. DESIGN No. 230-2

SECTION DETAIL AT WALL BASE IN PARKING GARAGE 3" x 1'-0"

2 CEILING ASSEMBLY TYPES - NON RATED UNO
G1.3

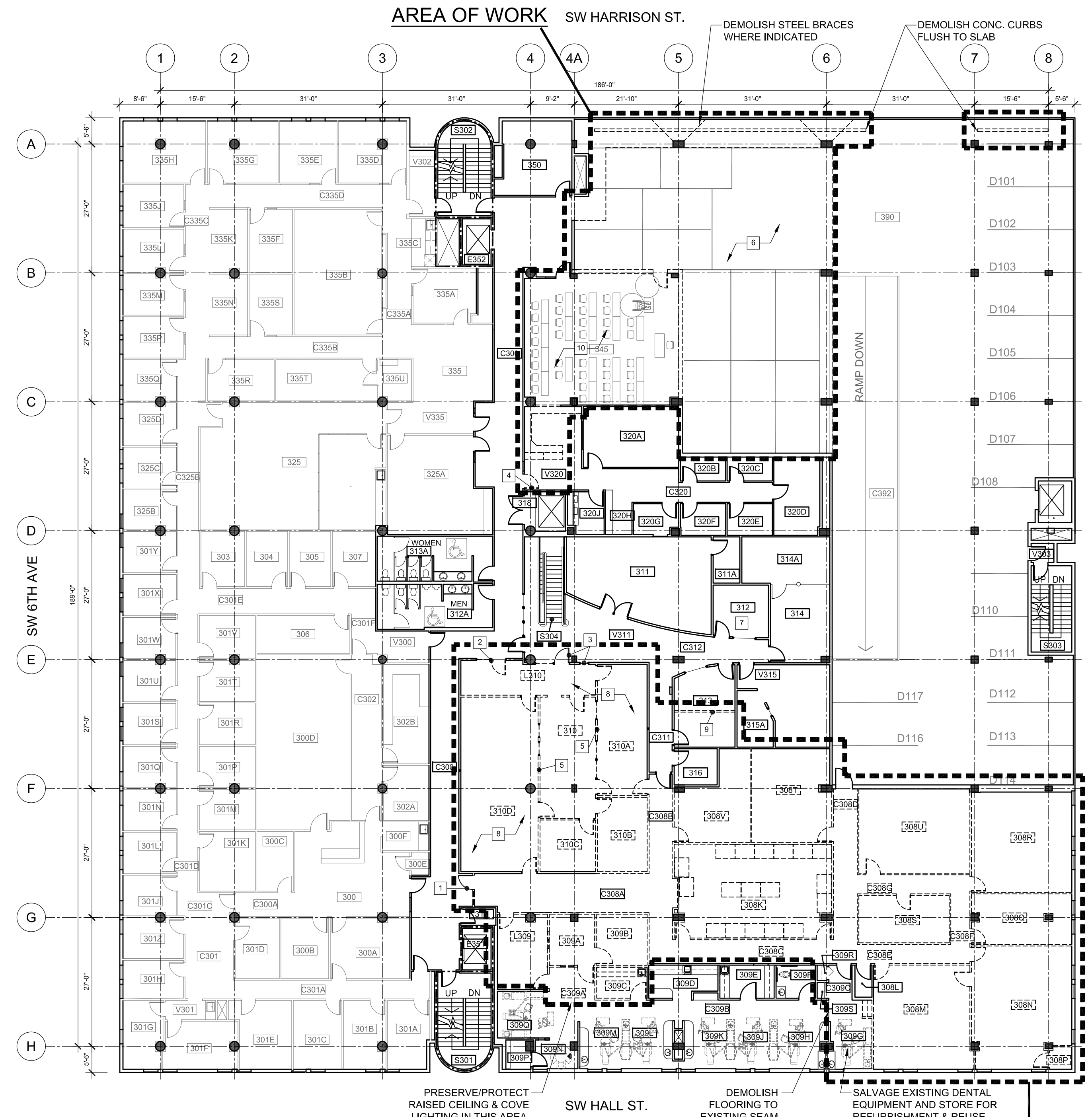
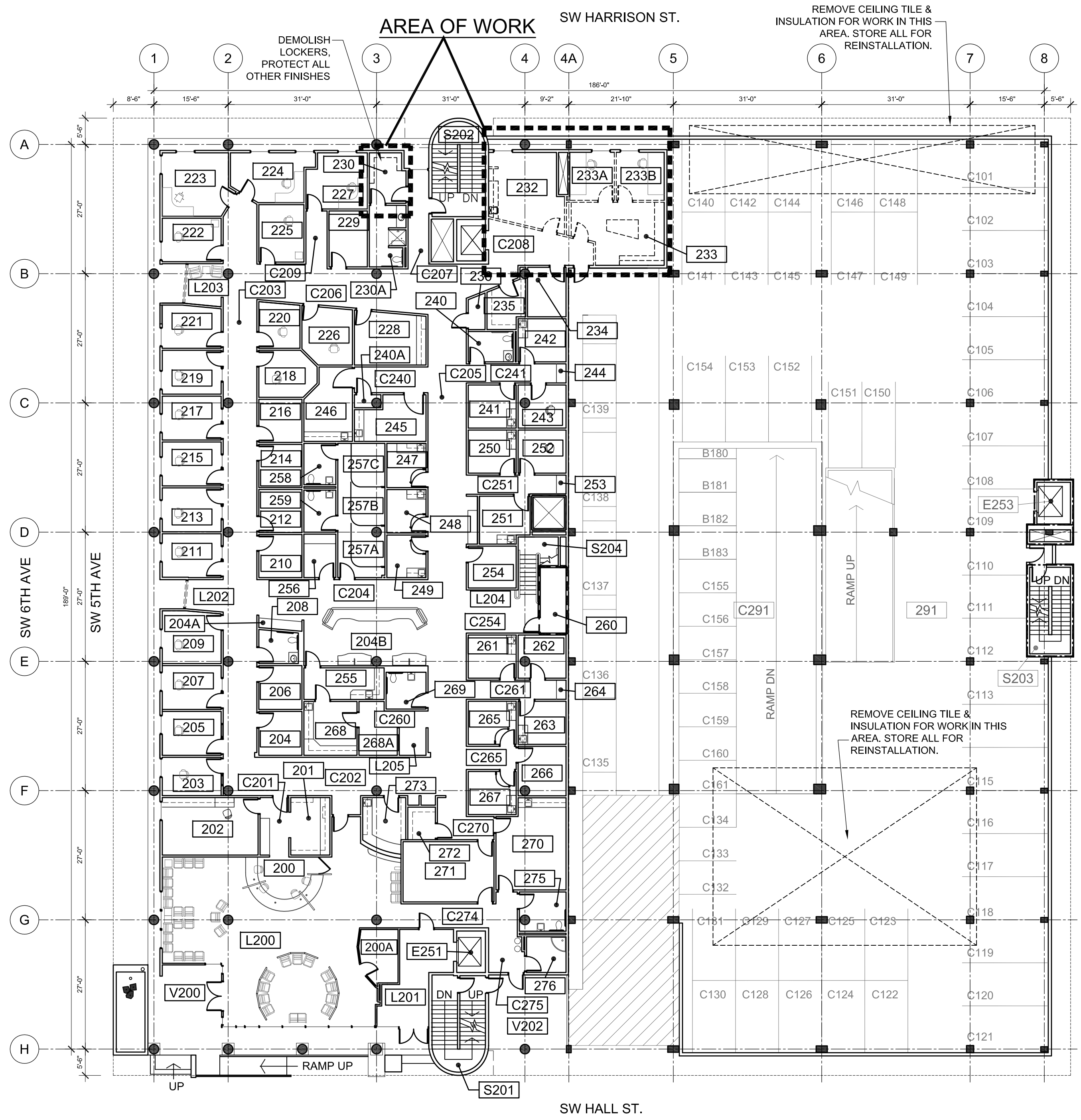
PSU - STUDENT HEALTH & COUNSELING (SHAC)

1880 SW 6th AVENUE, PORTLAND, OREGON 97201
 OWNER: PORTLAND STATE UNIVERSITY - FACILITIES AND PLANNING (FAP)
 202 UNIVERSITY SERVICES BLDG - 617 SW MONTGOMERY
 PORTLAND, OREGON 97201
 CONTACT: KAY BYRNE 503-725-9837



PROJECT NO. 12-1121
 ISSUE DATE 08.02.2013

ASSEMBLIES
G1.3
 BID SET
 © MERRYMAN BARNES ARCHITECTS, INC.



DEMOLITION LEGEND

- - EXISTING TO REMAIN
- - DEMOLISH IN ENTIRETY

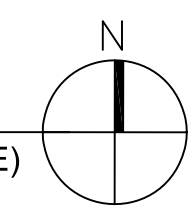
DEMOLITION PLAN KEYNOTES

- 1 SALVAGE DOOR & FRAME & STORE FOR REUSE
- 2 SALVAGE POWERED ADA DOOR CLOSER FOR RELOCATION & REUSE
- 3 SALVAGE DOOR & FRAME AND ADJ. RELITE FOR RELOCATION & REUSE
- 4 EXISTING DOOR TO BE RE-SWUNG IN OTHER DIRECTION.
- 5 DEMOLISH STEEL POSTS & BEAMS ASSOCIATED W/ MOVEABLE PARTITIONS.
- 6 REMOVE CEILING TILE IN AREA OF WORK. PROTECT & STORE FOR REUSE.
- 7 DEMOLISH CARPET & PAD IN THIS ROOM ONLY.
- 8 SALVAGE ALL TESTING AREA C.C. SECURITY CAMERAS & STORE FOR REUSE / REINSTALLATION.
- 9 DEMOLISH PARTITION. PROTECT ALL OTHER FINISHES. PATCH EXISTING TO REMAIN AS REQ'D.
- 10 SALVAGE ALL FURNITURE THIS AREA. OWNER TO RELOCATE.

1 SECOND FLOOR DEMOLITION PLAN

A1.1 1/16" = 1'-0"

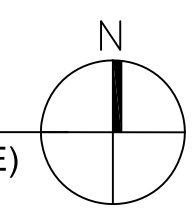
(NOTE: 11 X 17 SIZE DRAWINGS ARE HALF-SCALE)



2 THIRD FLOOR DEMOLITION PLAN

A1.1 1/16" = 1'-0"

(NOTE: 11 X 17 SIZE DRAWINGS ARE HALF-SCALE)



PSU - STUDENT HEALTH & COUNSELING (SHAC)

1880 SW 6TH AVENUE, PORTLAND, OREGON 97201
 OWNER: PORTLAND STATE UNIVERSITY - FACILITIES AND PLANNING (FAP)
 202 UNIVERSITY SERVICES BLDG - 617 SW MONTGOMERY
 PORTLAND, OREGON 97201
 CONTACT: KAY BYRNE 503-725-9837



PROJECT NO. 12-1121
 ISSUE DATE 08.02.2013

REVISIONS

SHEET

**PLANS
A1.1**

BID SET
 © MERRYMAN BARNES ARCHITECTS, INC.



PSU - STUDENT HEALTH & COUNSELING (SHAC)

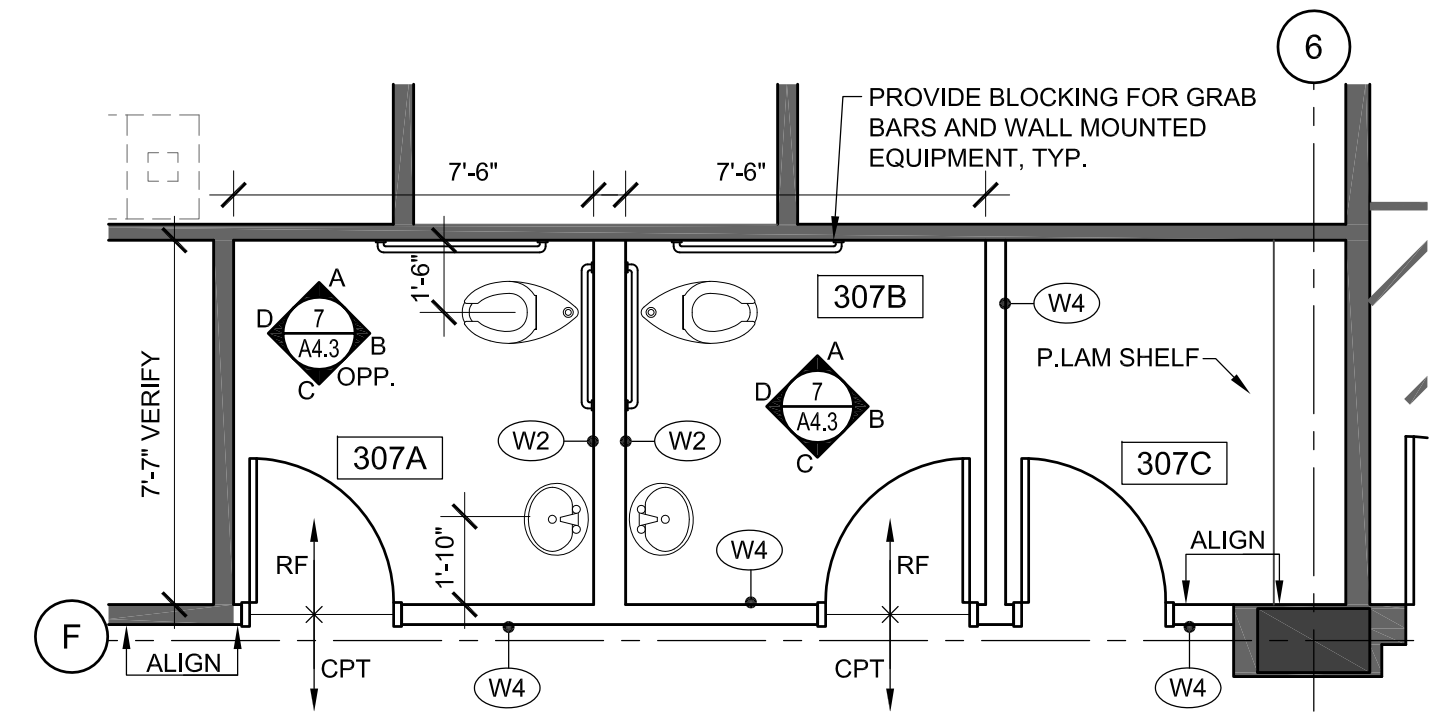
1880 SW 6th Avenue, Portland, Oregon 97201
 OWNER: PORTLAND STATE UNIVERSITY - FACILITIES AND PLANNING (FAP)
 202 UNIVERSITY SERVICES BLDG - 617 SW MONTGOMERY
 PORTLAND, OREGON 97201
 CONTACT: KAY BYRNE 503-725-9837



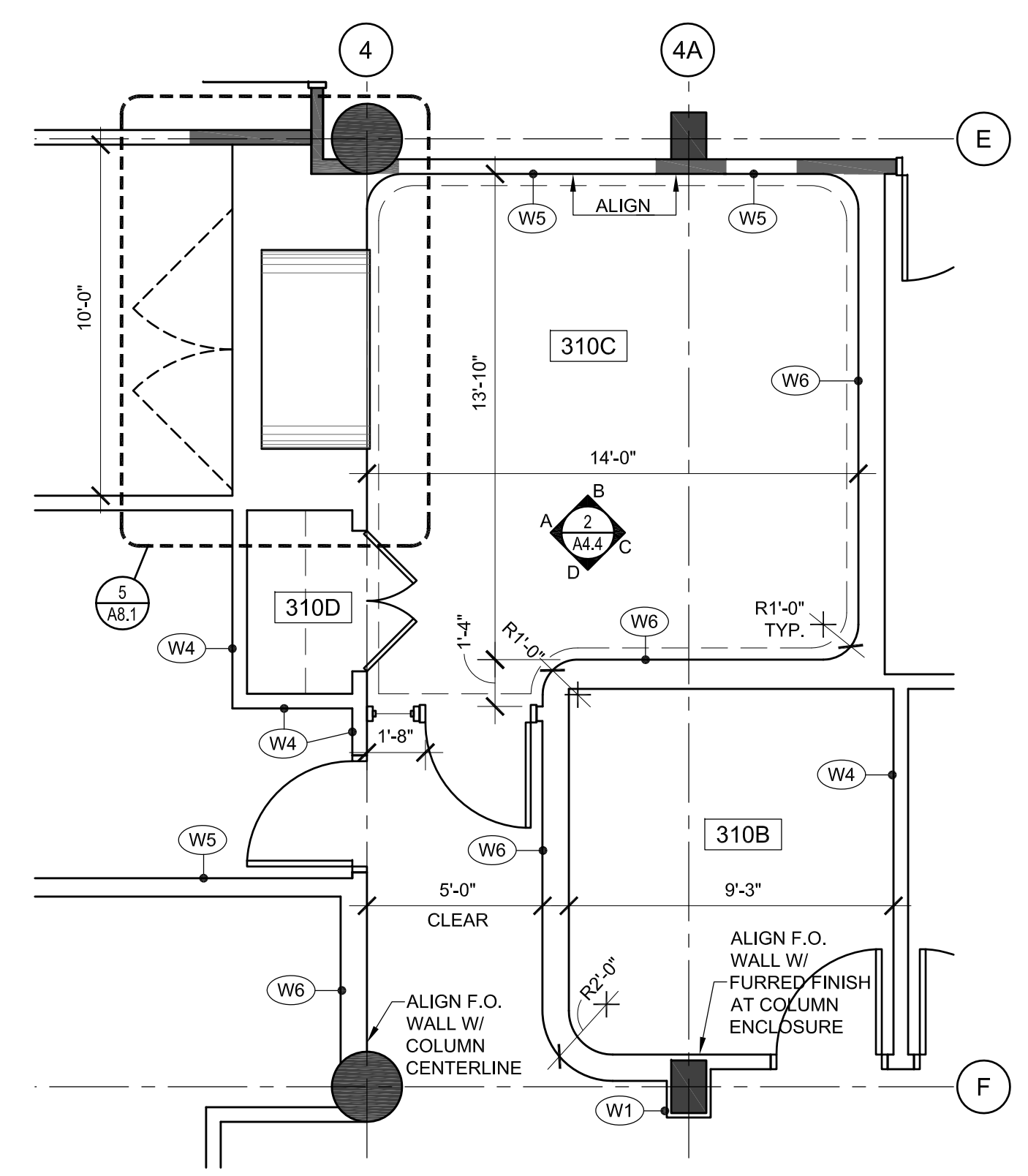
PROJECT NO. 12-1121 ISSUE DATE 08.02.2013

REVISIONS
 SHEET

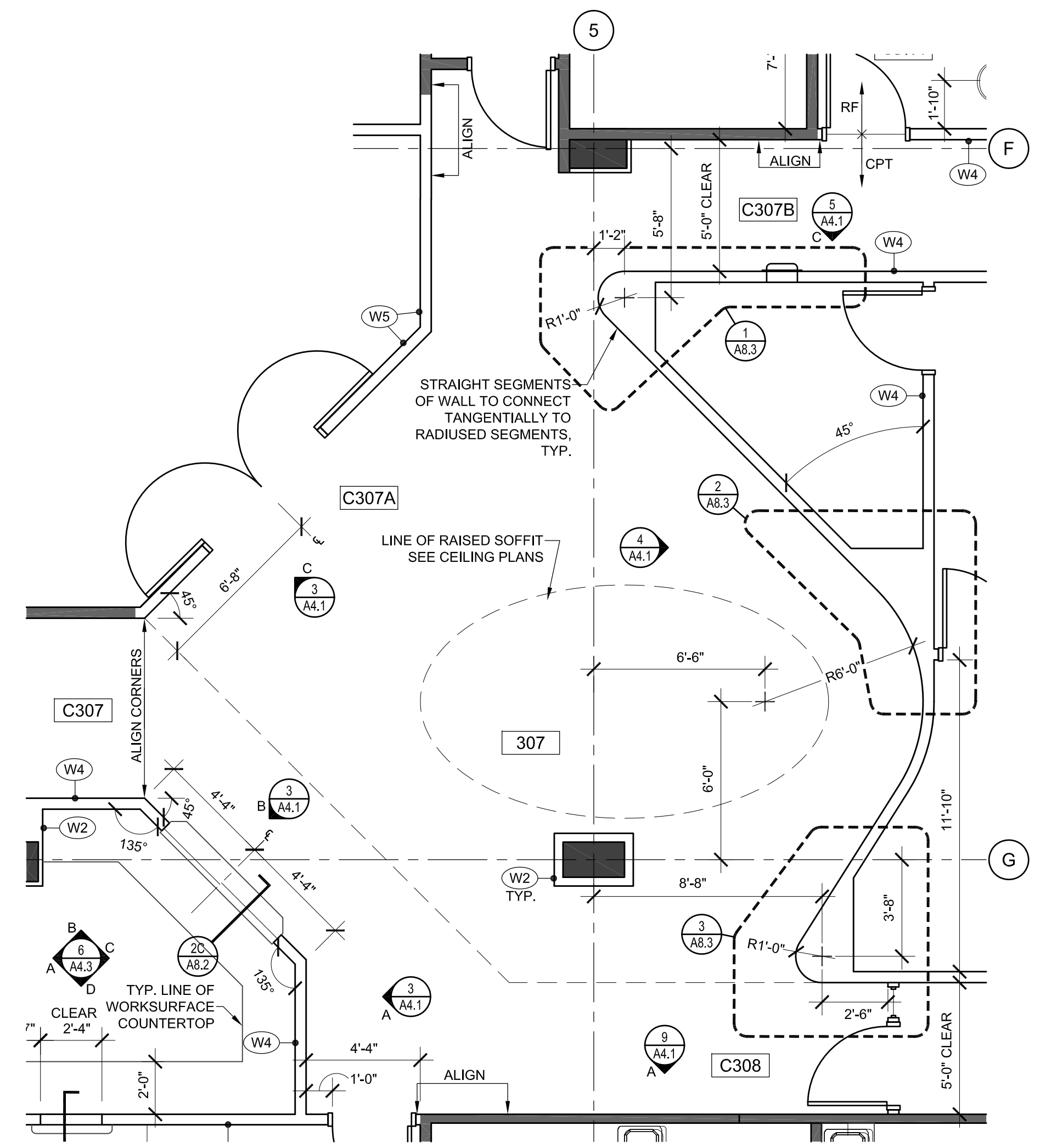
ENLARGED PLANS
A2.2
 BID SET
 © MERRIMAN BARNES ARCHITECTS, INC.



5 ENLARGED FLOOR PLAN @ TOILET ROOMS
 A2.2 1/4" = 1'-0"



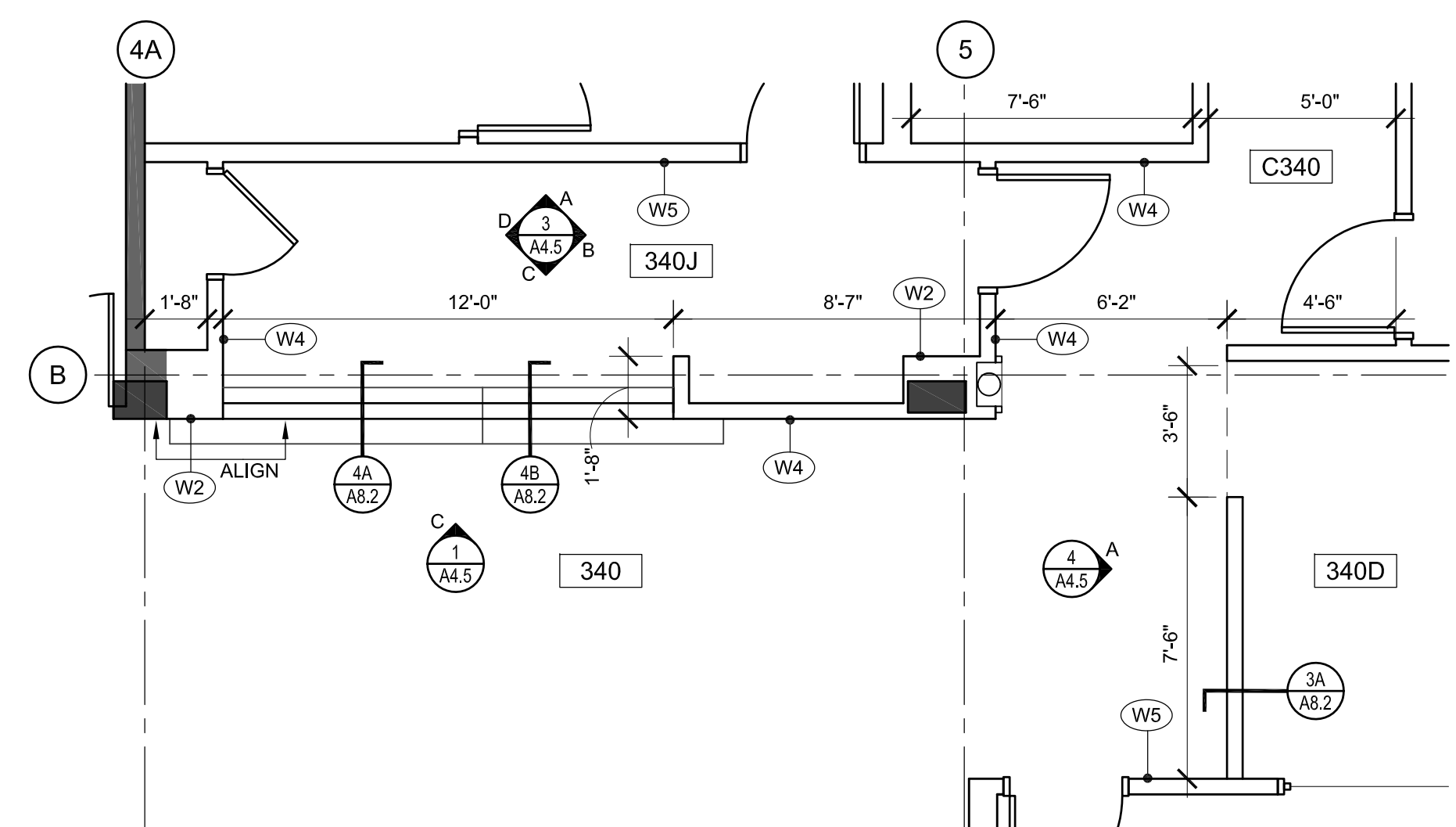
4 ENLARGED FLOOR PLAN @ 'MIND SPA'
 A2.2 1/4" = 1'-0"



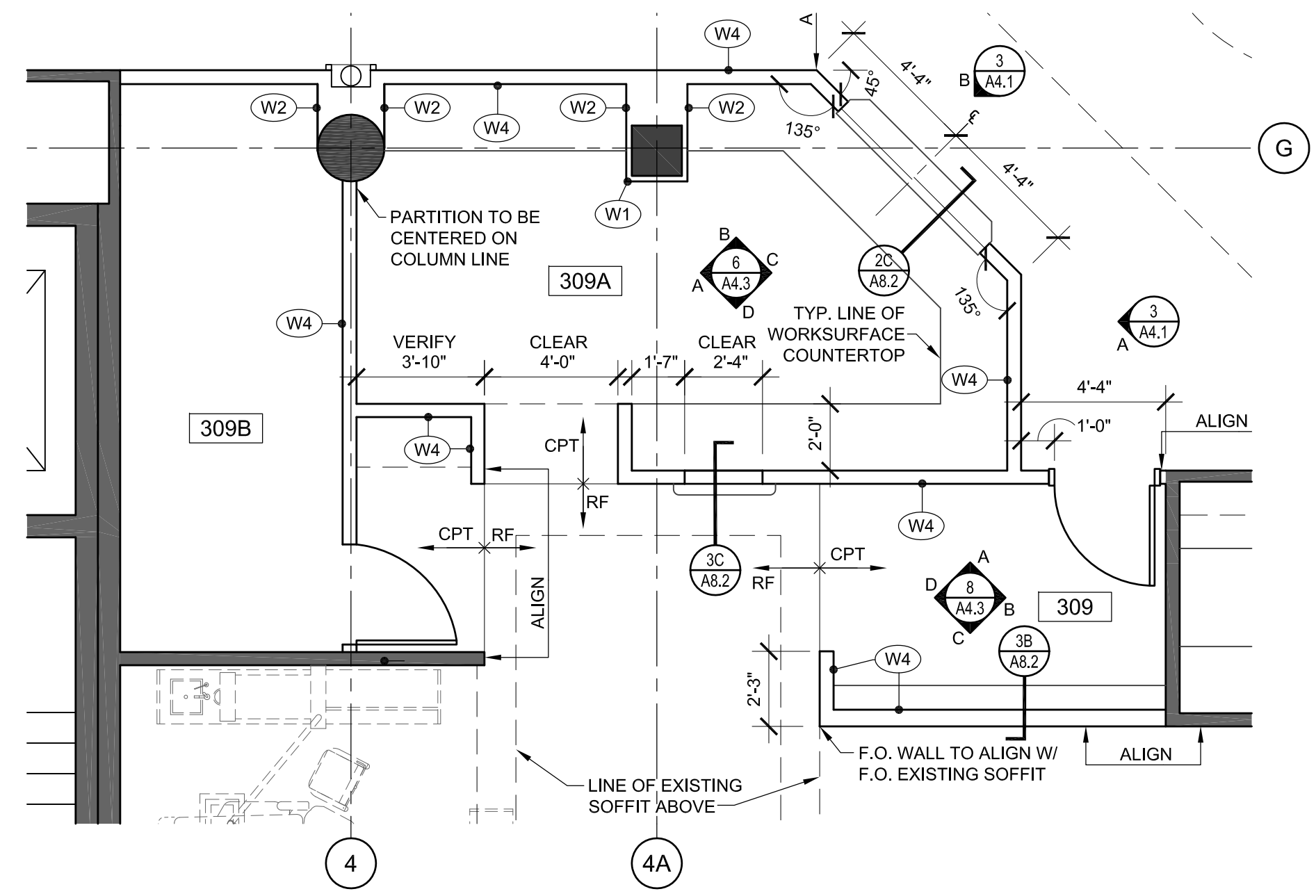
1 ENLARGED FLOOR PLAN AT WAITING AREA
 A2.2 1/4" = 1'-0"

FLOOR PLAN LEGEND

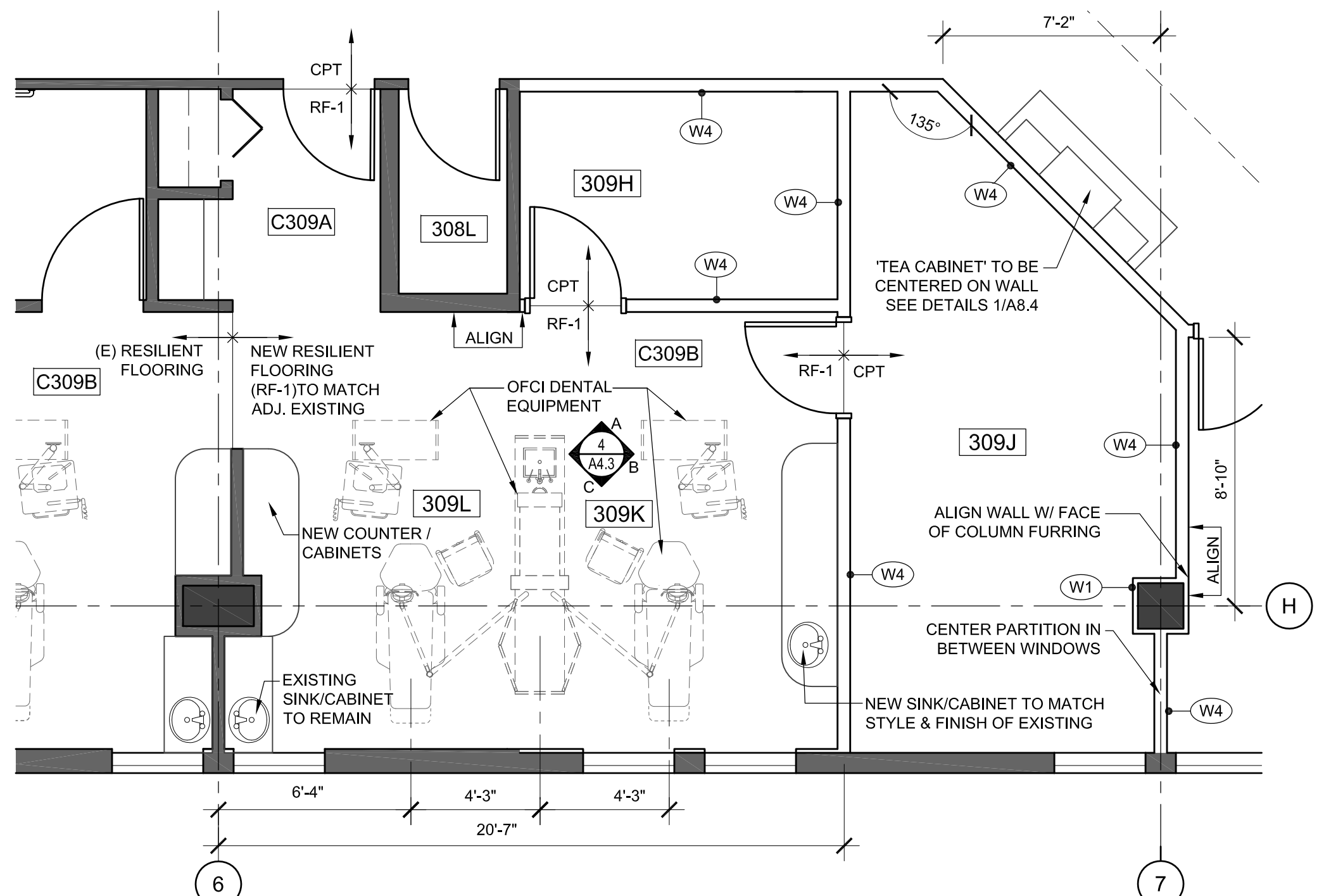
- EXISTING TO REMAIN
- NEW CONSTRUCTION



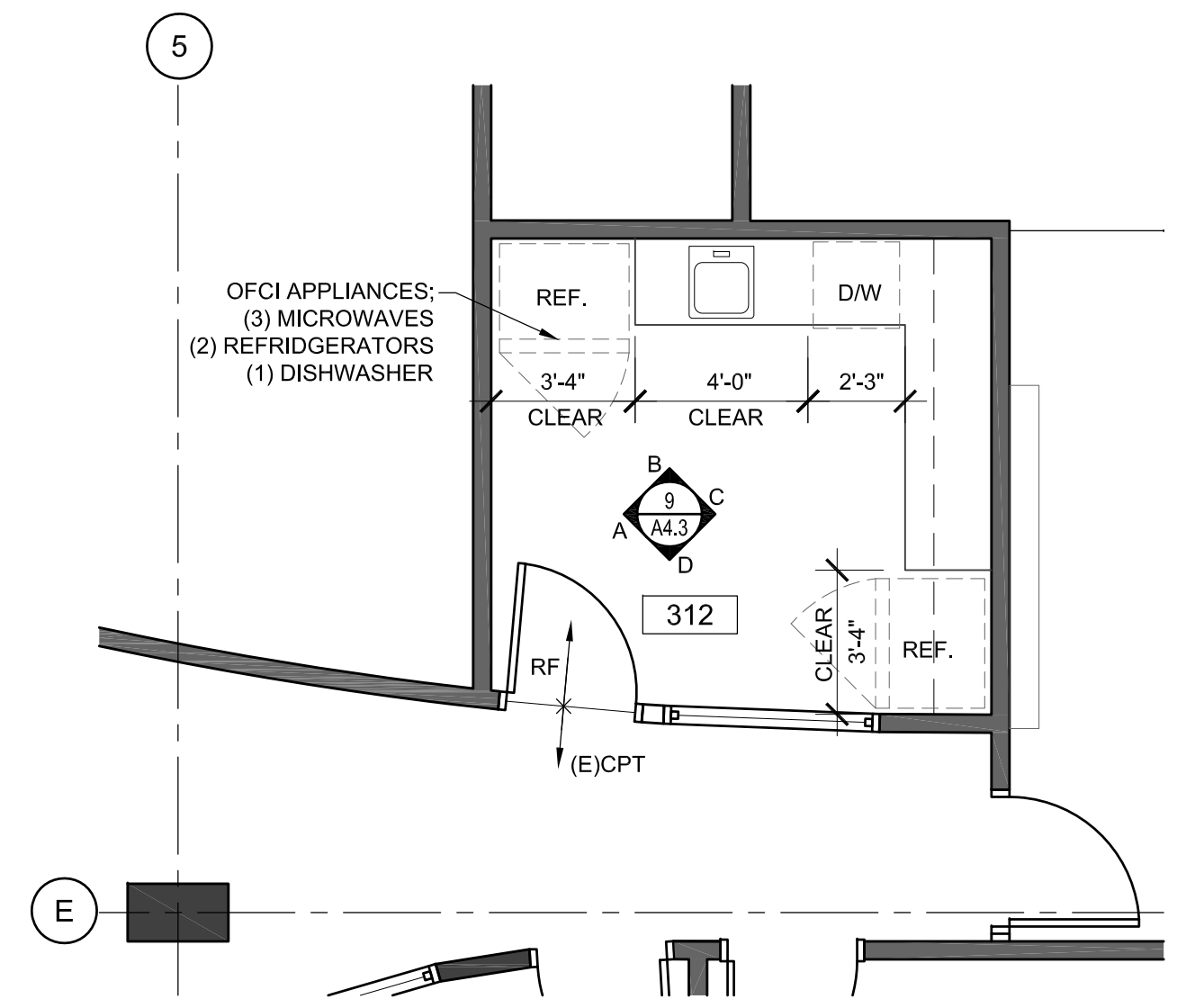
6 ENLARGED FLOOR PLAN @ TESTING RECEPTION
 A2.2 1/4" = 1'-0"



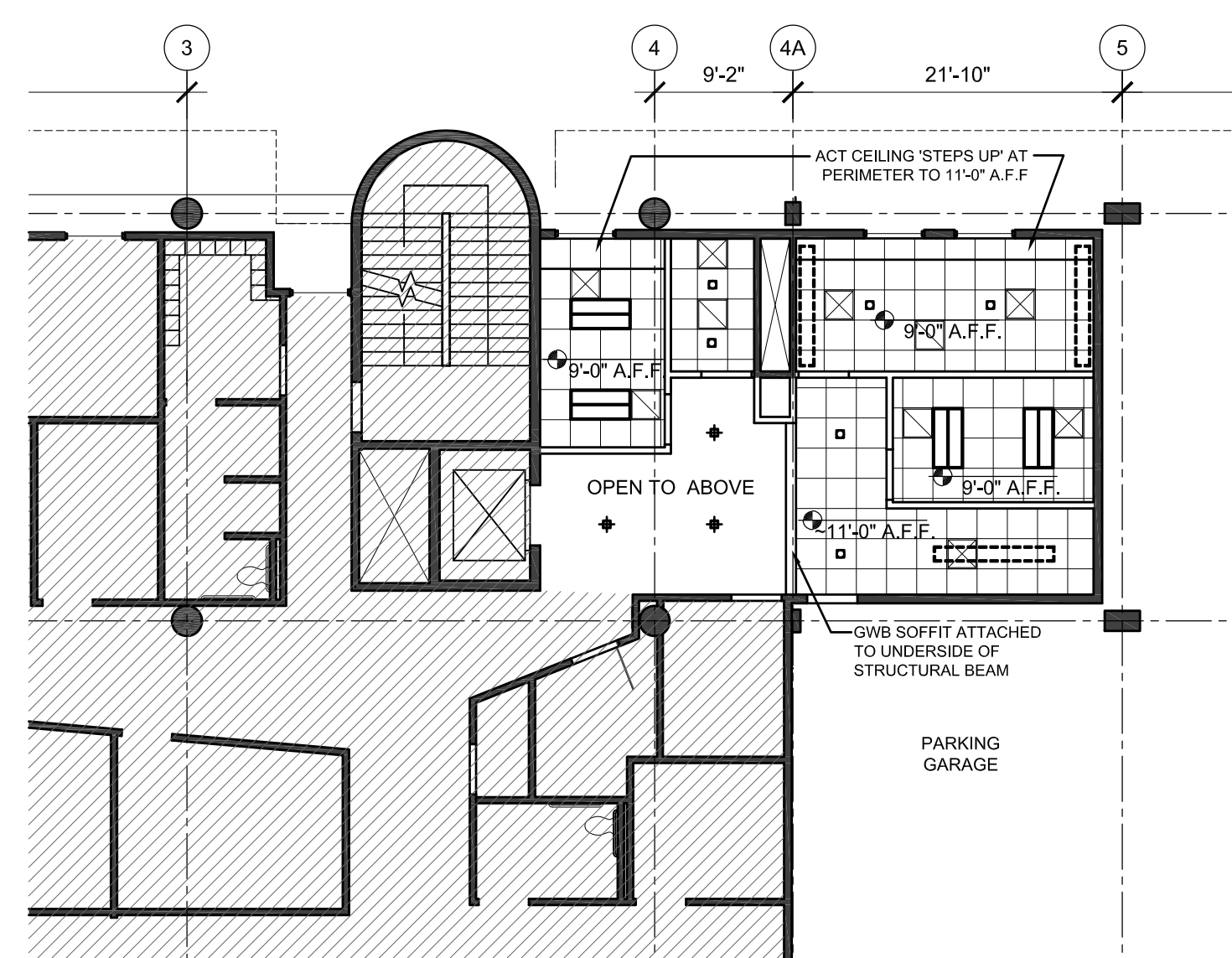
3 ENLARGED FLOOR PLAN @ DENTAL RECEPTION
 A2.2 1/4" = 1'-0"



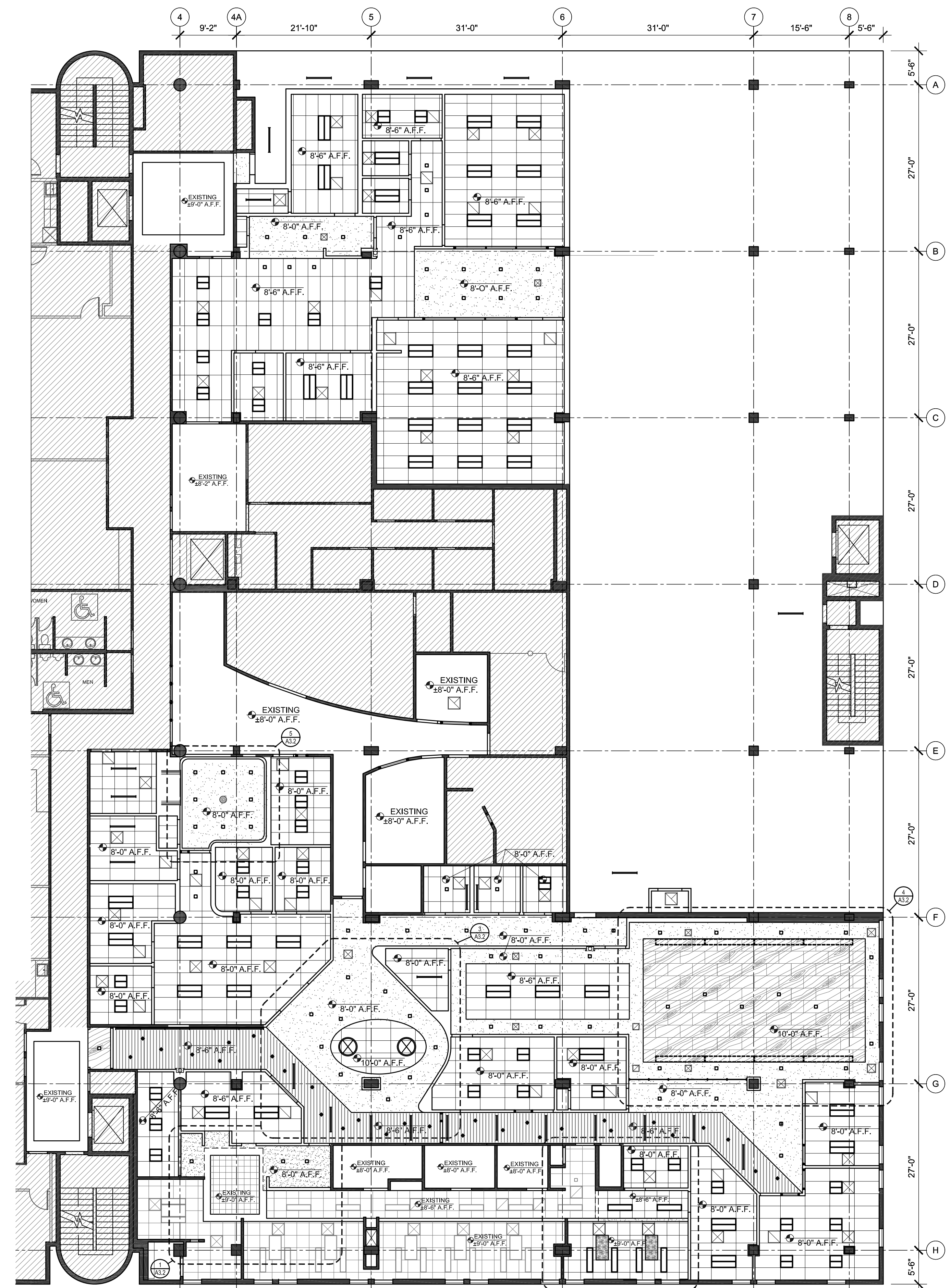
2 ENLARGED FLOOR PLAN AT NEW DENTAL OPERATORY
 A2.2 1/4" = 1'-0"



7 ENLARGED PLAN @ ROOM 312
 A2.2 1/4" = 1'-0"



2 PARTIAL SECOND FLOOR REFLECTED CEILING PLAN
 A3.1 3/32" = 1'-0" (NOTE: 11 X 17 SIZE DRAWINGS ARE HALF-SCALE)



1 PARTIAL THIRD FLOOR REFLECTED CEILING PLAN
 A3.1 3/32" = 1'-0" (NOTE: 11 X 17 SIZE DRAWINGS ARE HALF-SCALE)

CEILING PLAN LEGEND

LIGHT FIXTURES		CEILING SYSTEMS (AREAS WITH NO PATTERN INDICATES SPACES WITH EXISTING CEILING SYSTEM TO REMAIN)	
	- RECESSED DOWNLIGHT		- PAINTED GWB 'HARD-LID' (1 HOUR RATED)
	- RECESSED WALL WASHER		- WOOD CEILING TILES 'SURFACE MOUNTED' (1 HOUR RATED GWB LID ABOVE)
	- SURFACE MOUNTED LIGHT		- WOOD BAFFLE SYSTEM (1 HOUR RATED GWB LID ABOVE)
	- 2x4 'LAY-IN' LIGHT FIXTURE		- 2X4 ACOUSTIC TILES 'LAY-IN' (1 HOUR RATED)
	- SURFACE MOUNTED 'STRIP' LIGHT		- 2X2 (OR 2X4) ACOUSTIC TILES 'LAY-IN' TO MATCH ADJACENT EXISTING (1 HOUR RATED)
	- SUSPENDED PENDANT FIXTURE		
HVAC COMPONENTS			
	- SUPPLY AIR DIFFUSER		
	- RETURN AIR GRILLE		
	- EXHAUST FAN		

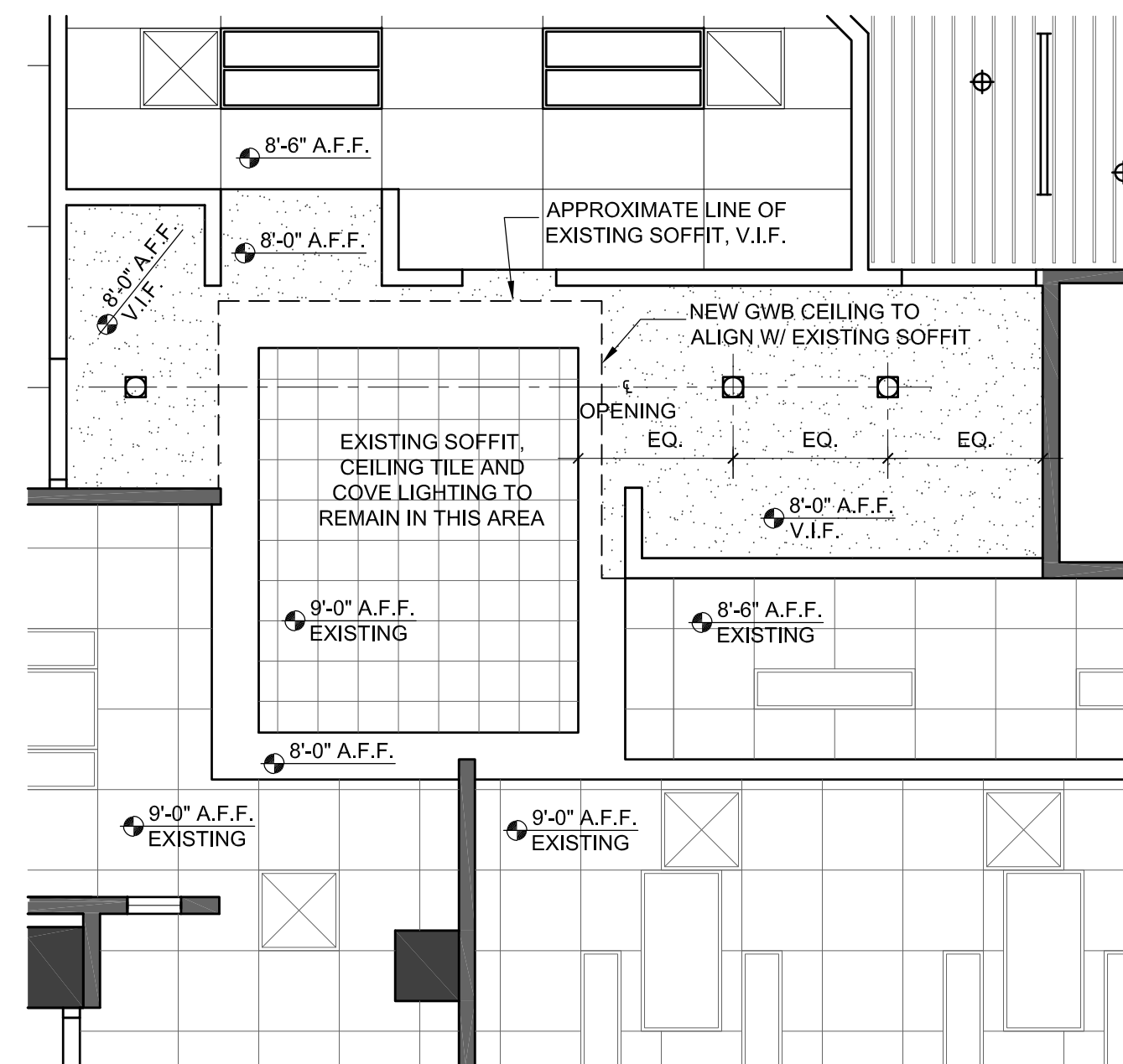
PSU - STUDENT HEALTH & COUNSELING (SHAC)
 1880 SW 6th AVENUE, PORTLAND, OREGON 97201
 OWNER: PORTLAND STATE UNIVERSITY - FACILITIES AND PLANNING (FAP)
 202 UNIVERSITY SERVICES BLDG - 617 SW MONTGOMERY
 PORTLAND, OREGON 97201
 CONTACT: KAY BYRNE 503-725-9837

PROJECT NO. 12-1121 ISSUE DATE 08.02.2013

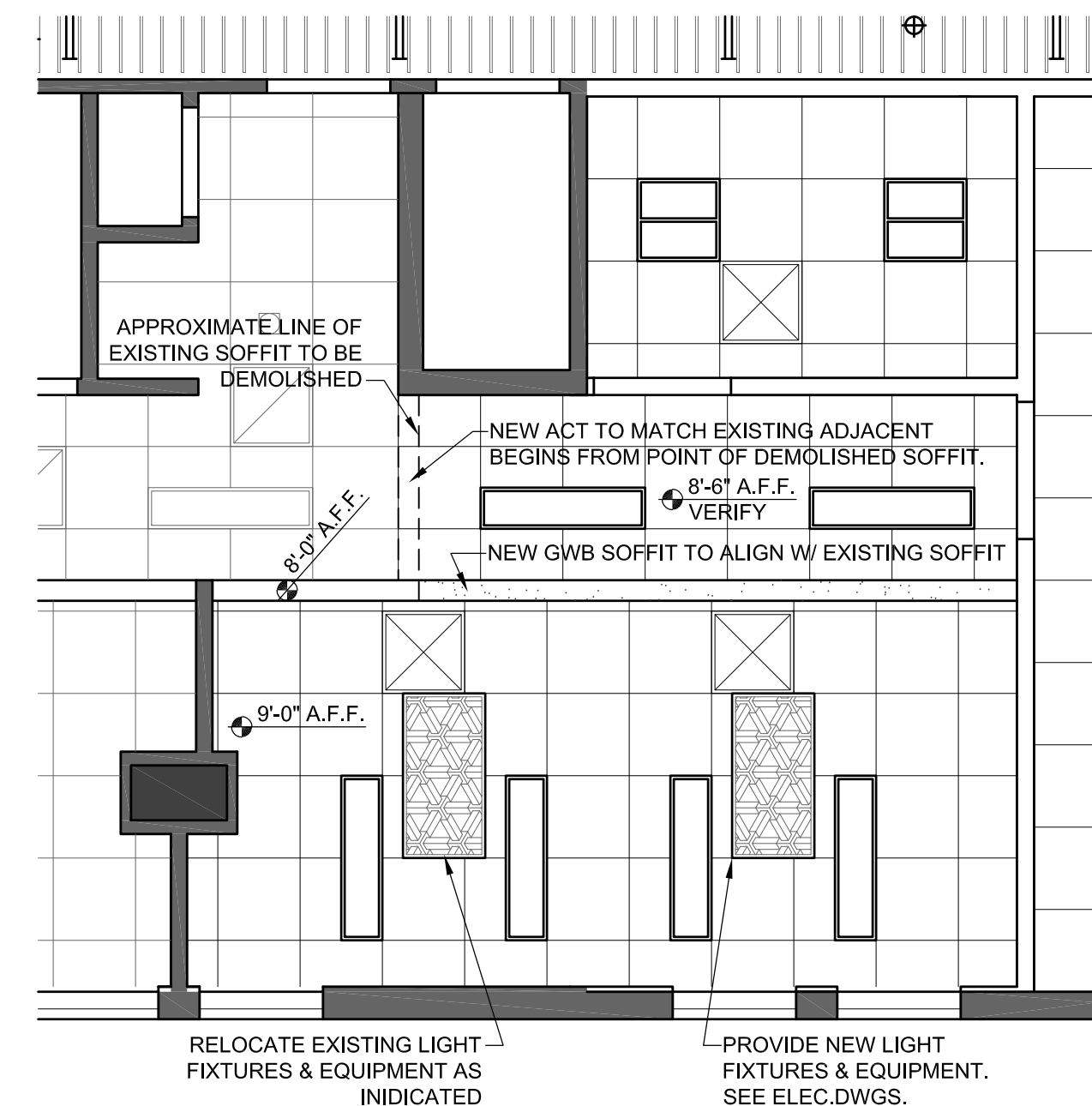
SHEET
CEILING PLANS
A3.1
 BID SET
 © MERRYMAN BARNES ARCHITECTS, INC.



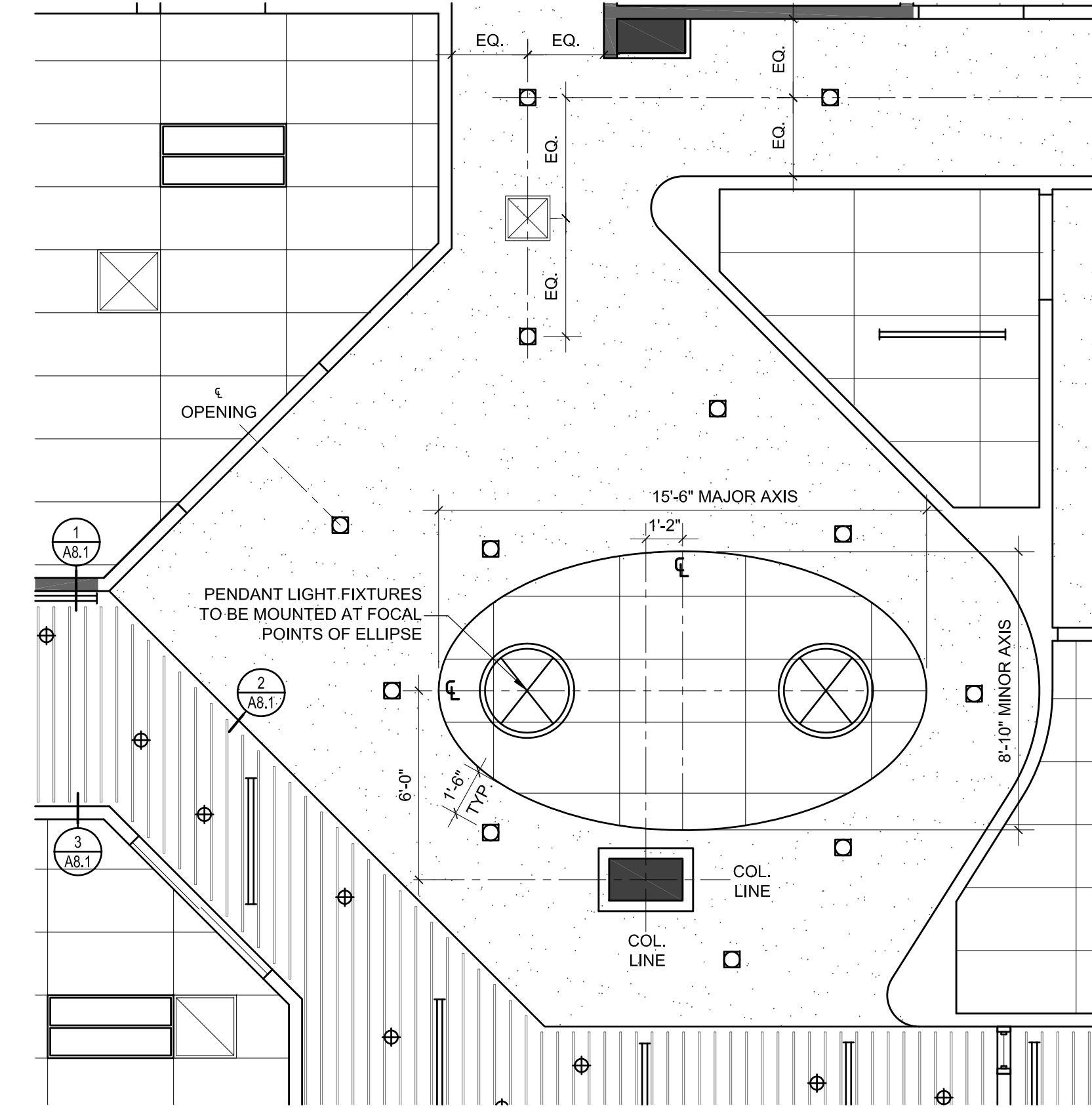
MERRYMAN BARNES ARCHITECTS 1221 NW HOYT ST. SUITE 403 | PORTLAND, OR 97209 | P. 503-222-3753 | F. 503-295-6718 | WWW.MERRYMANBARNESARCHITECTS.COM



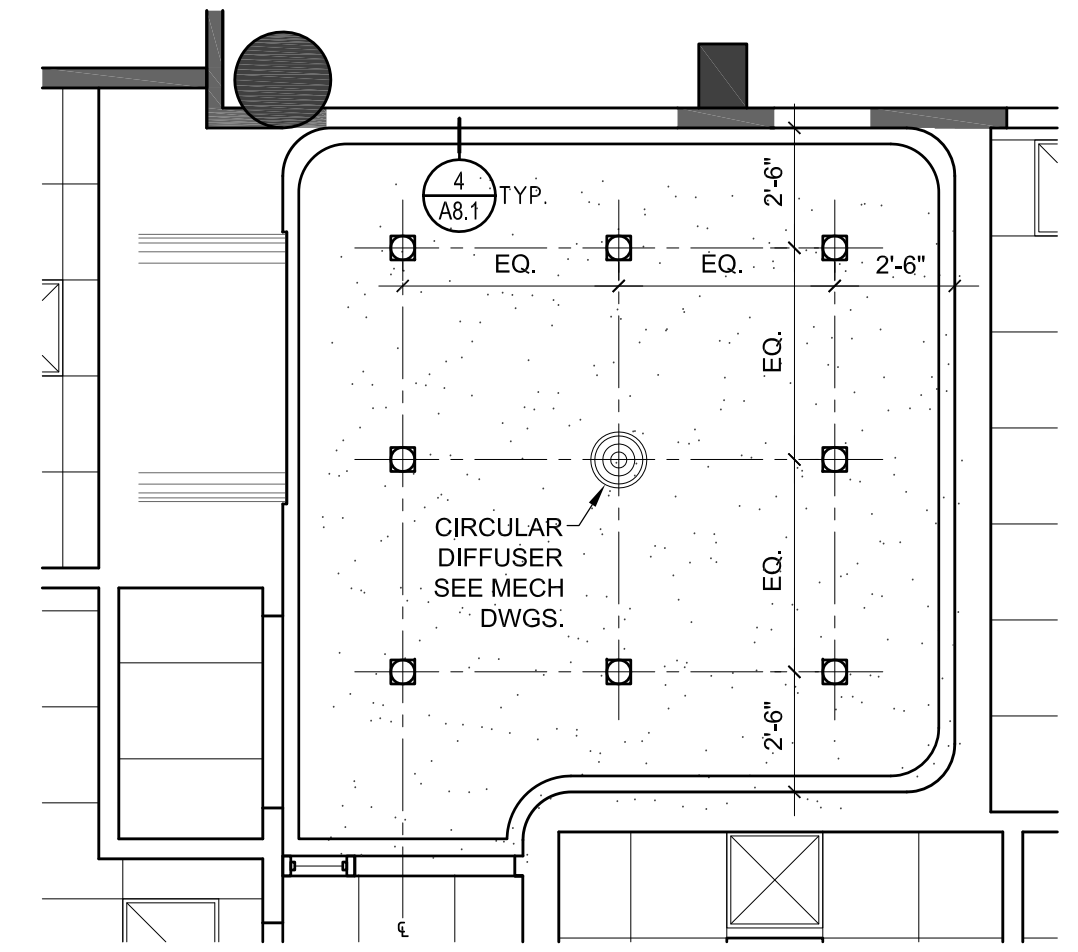
1 ENLARGED RCP @ DENTAL SUITE ENTRY
A3.2 1/4" = 1'-0"



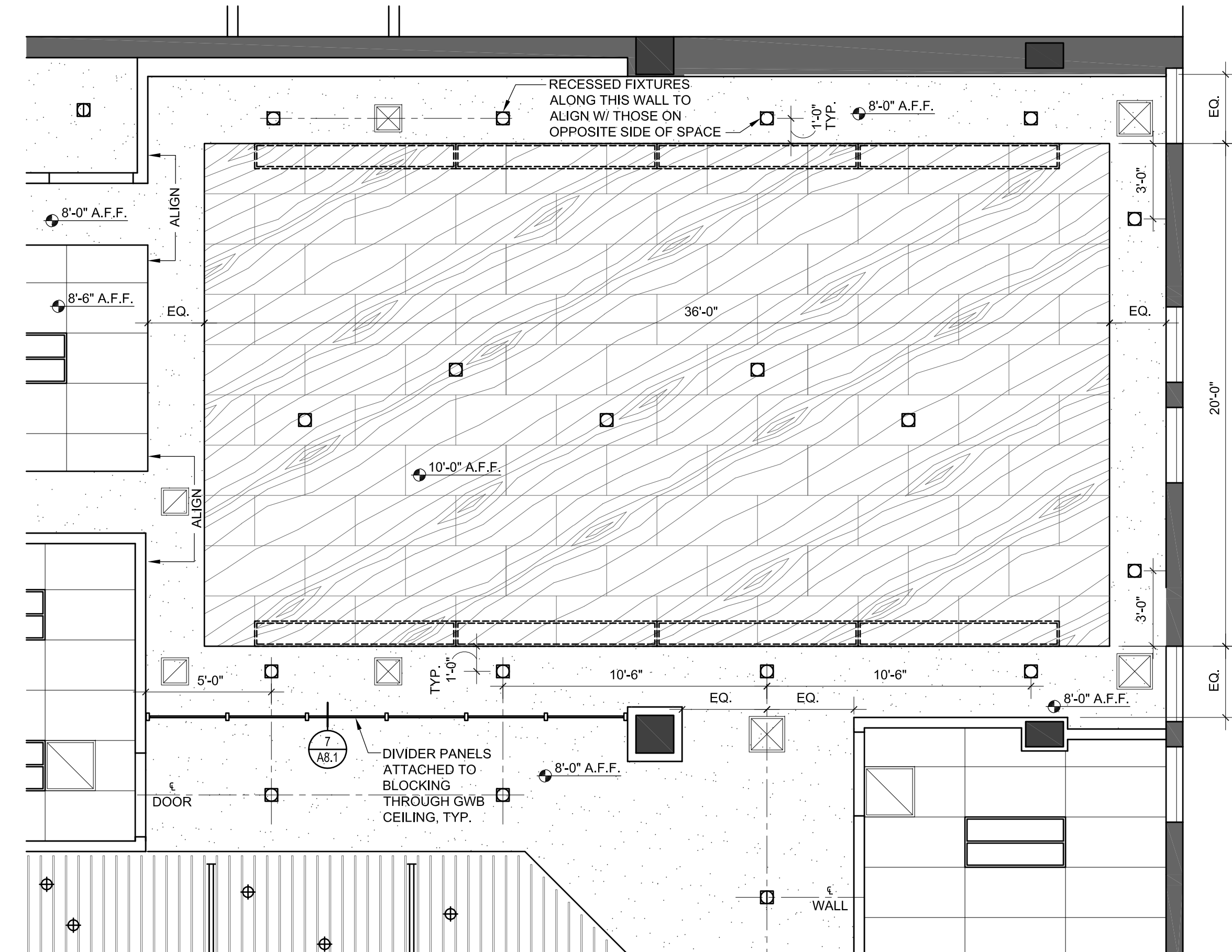
2 ENLARGED RCP @ NEW DENTAL OPERATORY
A3.2 1/4" = 1'-0"



3 ENLARGED RCP @ WAITING AREA 307
A3.2 1/4" = 1'-0"



5 ENLARGED RCP @ 'MIND SPA'
A3.2 1/4" = 1'-0"



4 ENLARGED RCP @ OPEN OFFICE 308C/D
A3.2 1/4" = 1'-0"

CEILING PLAN LEGEND

LIGHT FIXTURES		CEILING SYSTEMS (AREAS WITH NO PATTERN INDICATES SPACES WITH EXISTING CEILING SYSTEM TO REMAIN)	
	- RECESSED DOWNLIGHT		- PAINTED GWB 'HARD-LID' (1 HOUR RATED)
	- RECESSED WALL WASHER		- WOOD CEILING TILES 'SURFACE MOUNTED' (1 HOUR RATED GWB LID ABOVE)
	- SURFACE MOUNTED LIGHT		- WOOD BAFFLE SYSTEM (1 HOUR RATED GWB LID ABOVE)
	- 2x4 'LAY-IN' LIGHT FIXTURE		- 2x4 ACOUSTIC TILES 'LAY-IN' (1 HOUR RATED)
	- SURFACE MOUNTED 'STRIP' LIGHT		- 2x2 (OR 2x4) ACOUSTIC TILES 'LAY-IN' TO MATCH ADJACENT EXISTING (1 HOUR RATED)
	- SUSPENDED PENDANT FIXTURE		
HVAC COMPONENTS			
	- SUPPLY AIR DIFFUSER		
	- RETURN AIR GRILLE		
	- EXHAUST FAN		

PSU - STUDENT HEALTH & COUNSELING (SHAC)

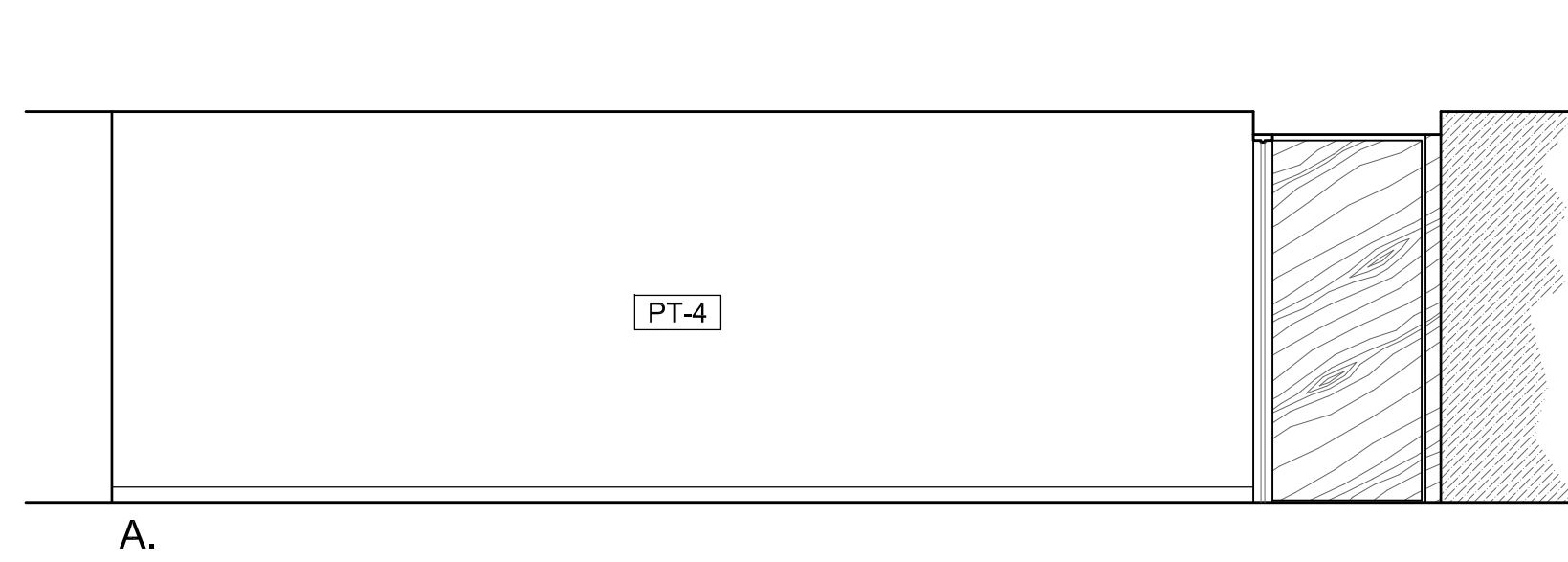
1880 SW 6th AVENUE, PORTLAND, OREGON 97201
OWNER: PORTLAND STATE UNIVERSITY - FACILITIES AND PLANNING (FAP)
202 UNIVERSITY SERVICES BLDG - 617 SW MONTGOMERY
PORTLAND, OREGON 97201
CONTACT: KAY BYRNE 503-725-9837

PROJECT NO. 12-1121
ISSUE DATE 08.02.2013

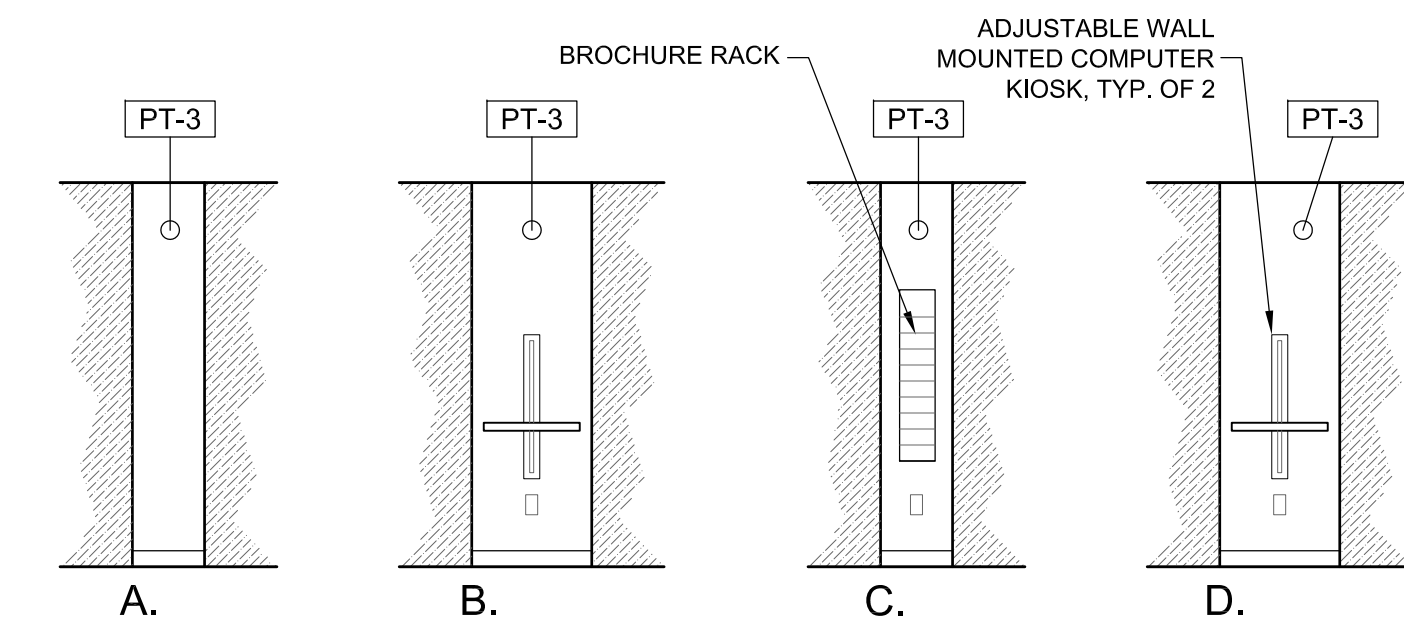
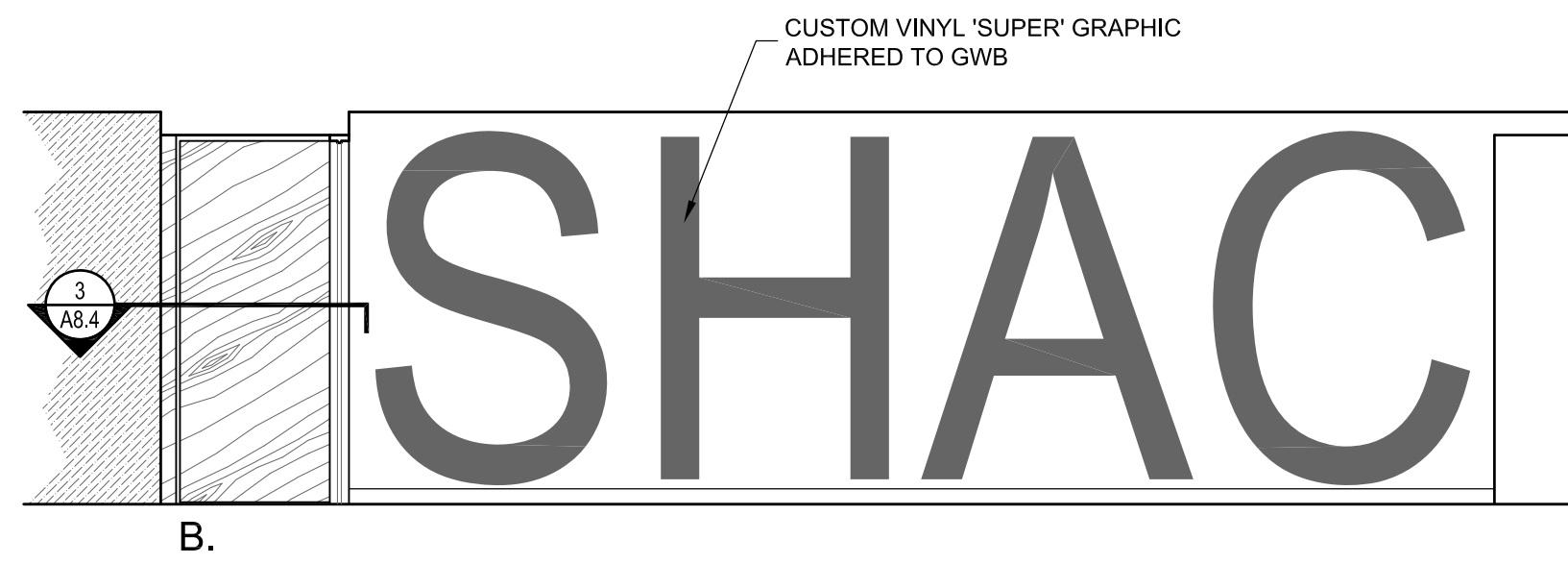
SHEET ENLARGED RCPs
A3.2
BID SET
© MERRYMAN BARNES ARCHITECTS, INC.



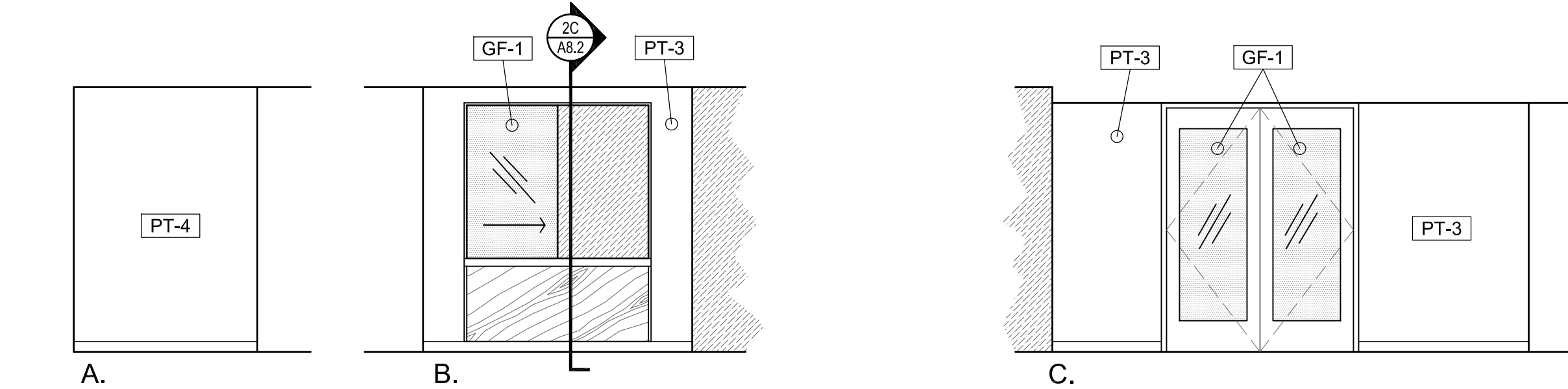
MERRYMAN BARNES ARCHITECTS 1221 NW HOYT ST. SUITE 403 | PORTLAND, OR 97209 | P. 503-222-3753 | F. 503-295-6718 | www.merrymanbarnesarchitects.com



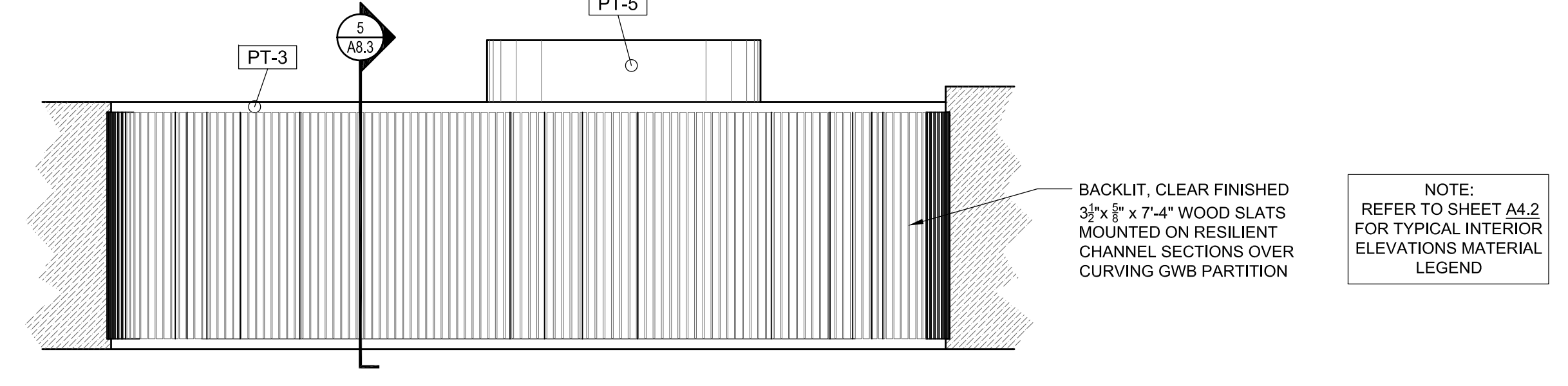
1 INTERIOR ELEVATIONS @ ENTRY HALL C307
A4.1 1/4" = 1'-0"



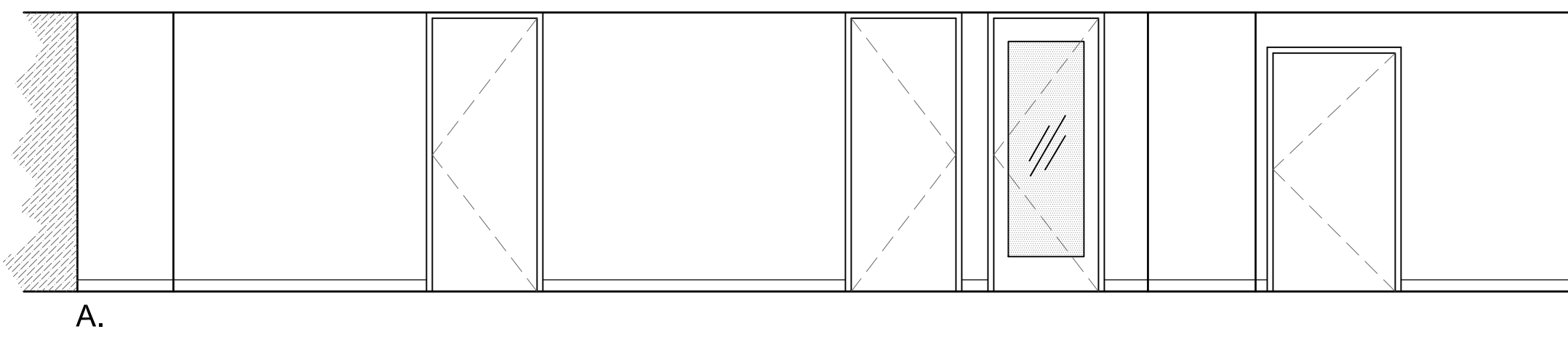
2 ELEVATIONS @ KIOSK COLUMN (307)
A4.1 1/4" = 1'-0"



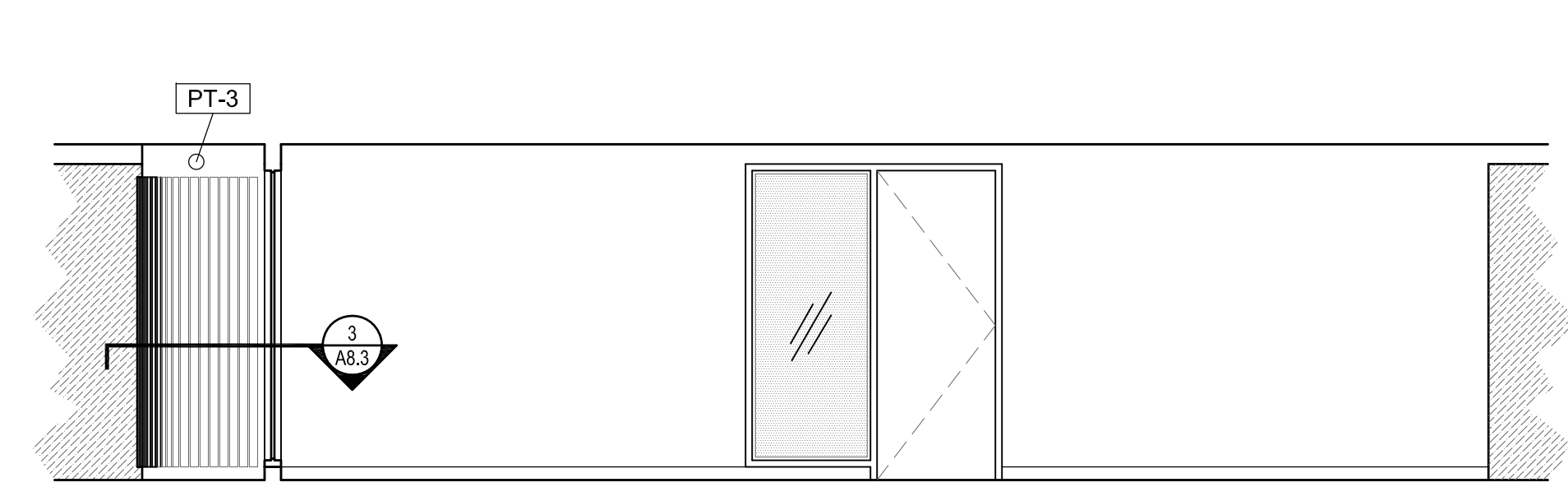


3 ELEVATIONS @ WAITING AREA 307 & C307A
A4.1 1/4" = 1'-0"



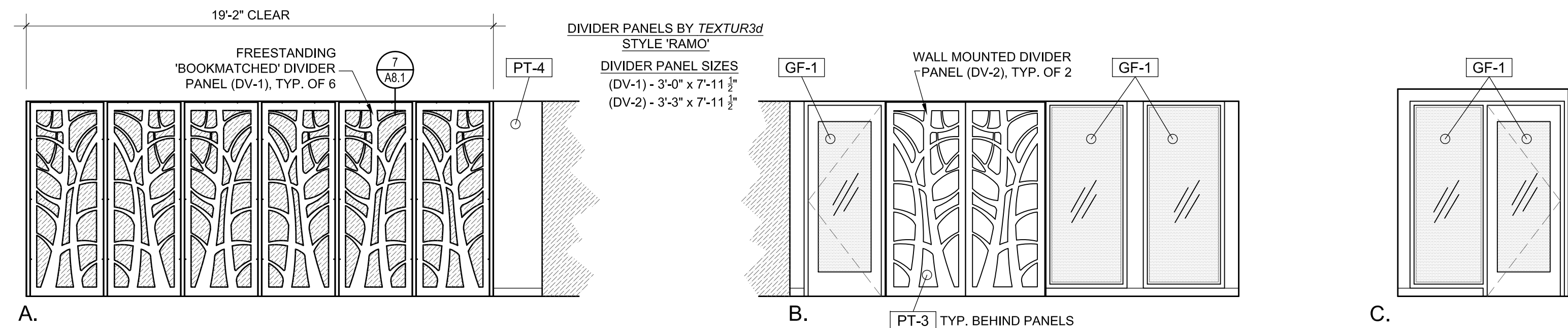
4 ELEVATION @ WAITING AREA 307
A4.1 1/4" = 1'-0"



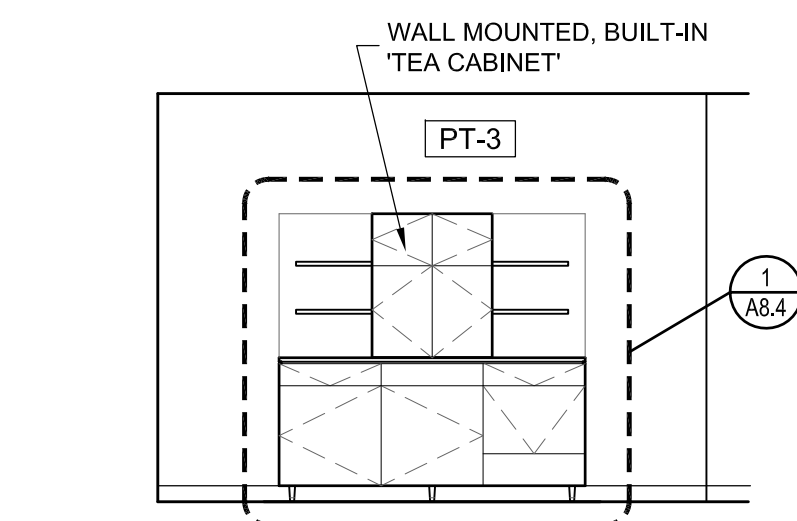
5 ELEVATIONS HALL C307B
A4.1 1/4" = 1'-0"



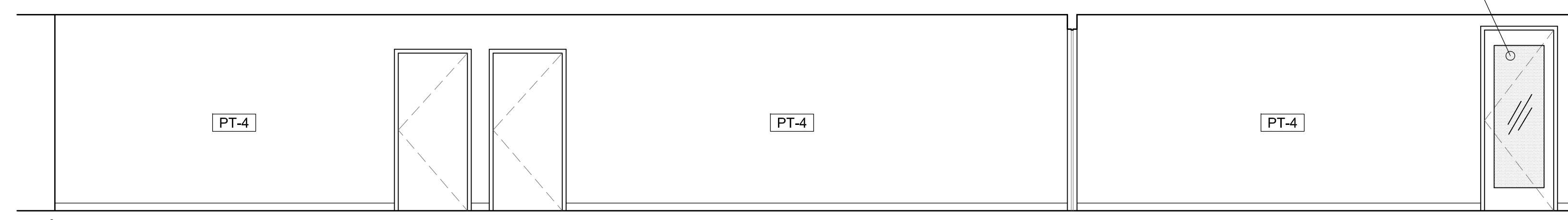
6 ELEVATION IN HALL C308
A4.1 1/4" = 1'-0"



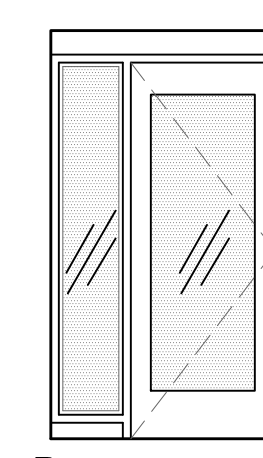
7 ELEVATIONS @ AREA 308
A4.1 1/4" = 1'-0"



8 ELEVATION @ TEA STATION
A4.1 1/4" = 1'-0"



9 ELEVATIONS @ HALL C308
A4.1 1/4" = 1'-0"



PSU - STUDENT HEALTH & COUNSELING (SHAC)

1880 SW 6th AVENUE, PORTLAND, OREGON 97201
OWNER: PORTLAND STATE UNIVERSITY - FACILITIES AND PLANNING (FAP)
202 UNIVERSITY SERVICES BLDG - 617 SW MONTGOMERY
PORTLAND, OREGON 97201
CONTACT: KAY BYRNE 503-725-9837

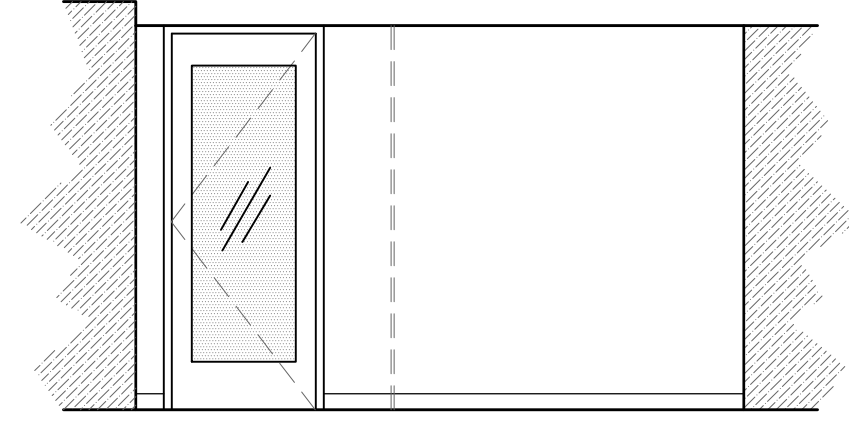


PROJECT NO. 12-1121
ISSUE DATE 08.02.2013

REVISIONS
SHEET

ELEVATIONS
A4.1


BID SET
© MERRYMAN BARNES ARCHITECTS, INC.



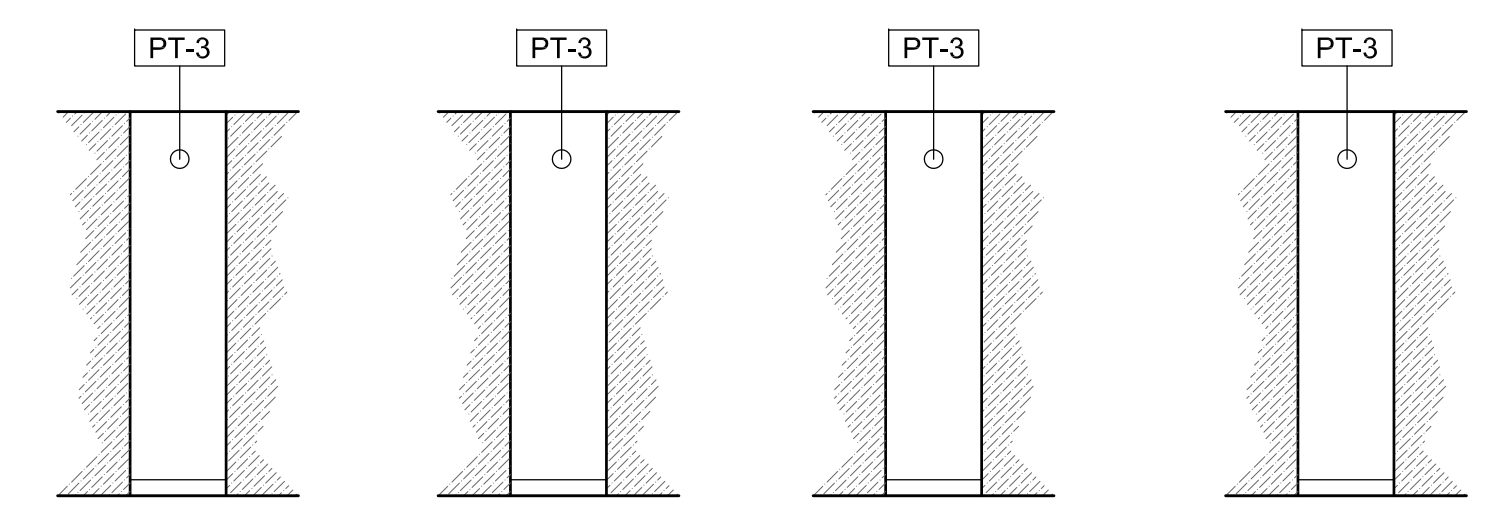
1 ELEVATION @ 308/308D
A4.2 1/4" = 1'-0"



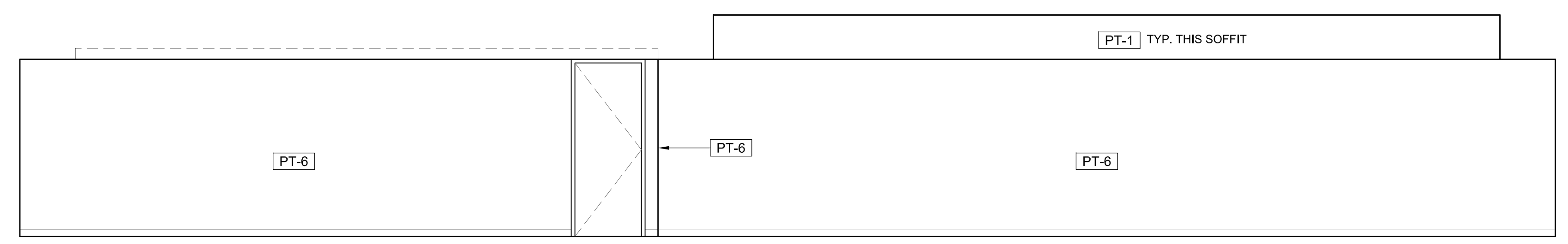
A. 2 ELEVATIONS @ OPEN OFFICE 308E
A4.2 1/4" = 1'-0"



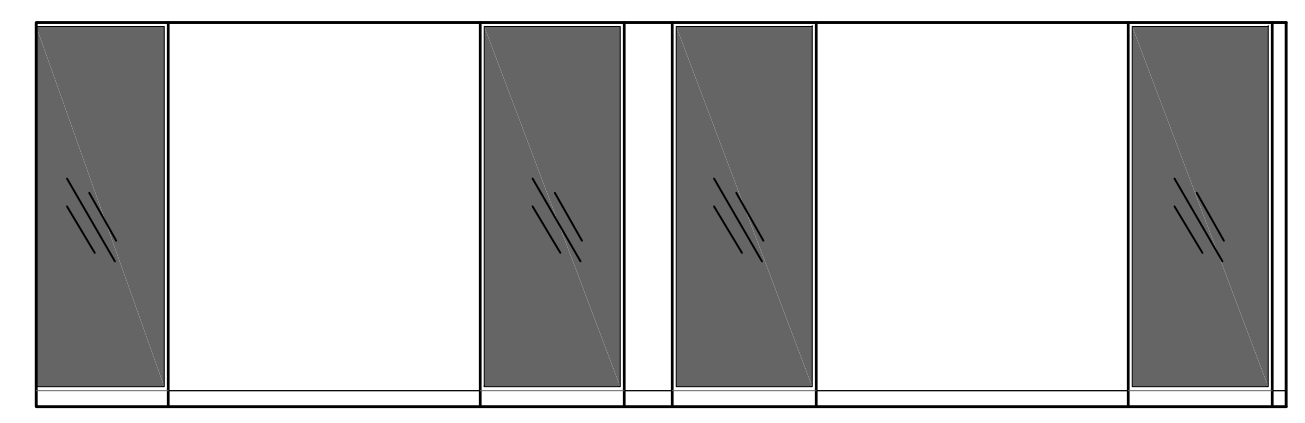
B.



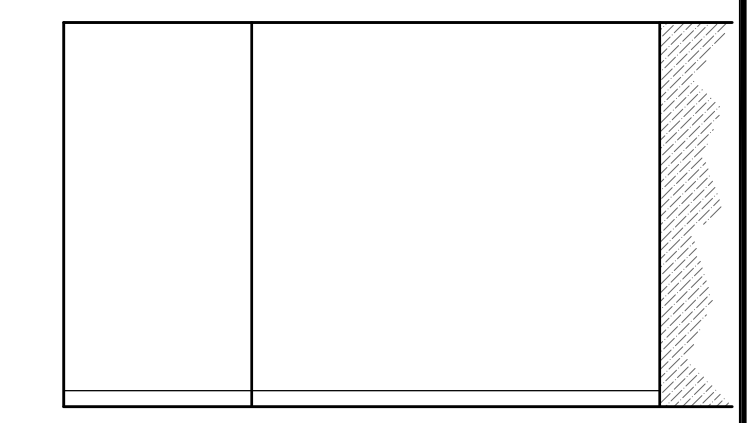
A. B. C. D. 3 ELEVATIONS @ COLUMN (308)
A4.2 1/4" = 1'-0"




A. 4 ELEVATIONS @ OPEN OFFICE 308E, 308D & 308C
A4.2 1/4" = 1'-0"



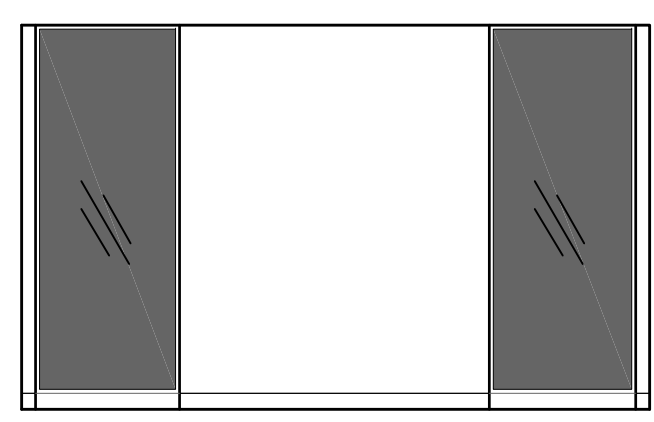
B.




C.



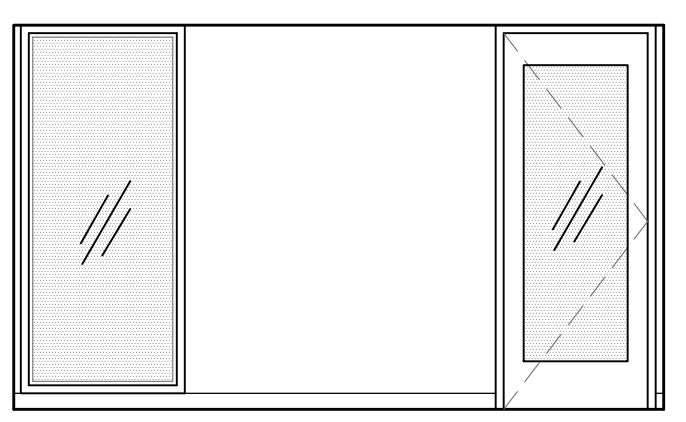
A.



B.

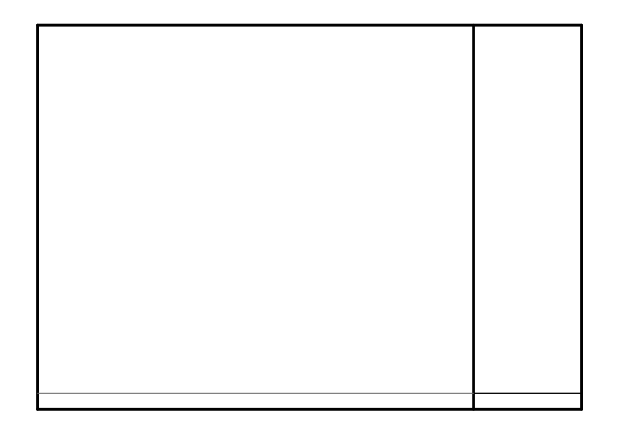


C.

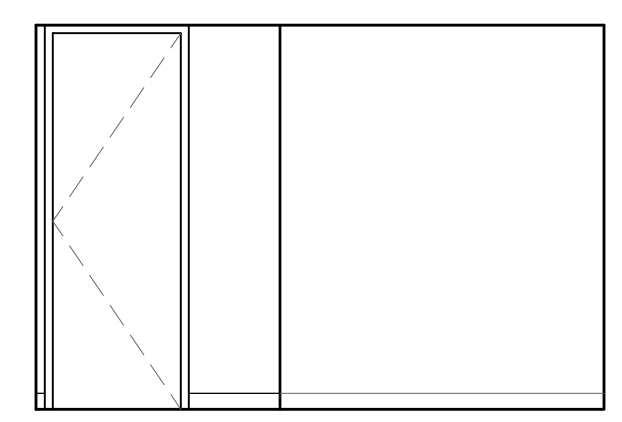


D.


5 ELEVATIONS @ OFFICE 308B
A4.2 1/4" = 1'-0"



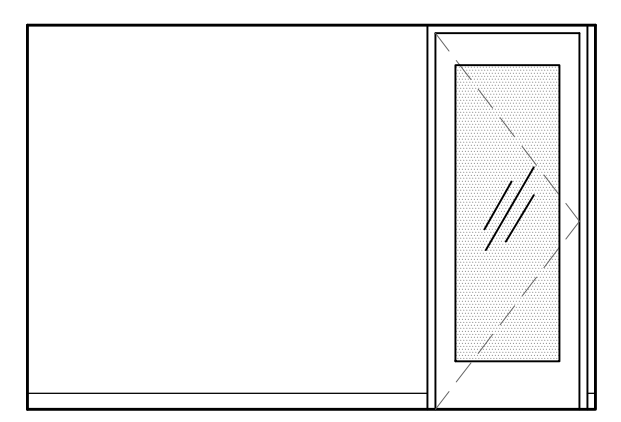
A.



B.



C.

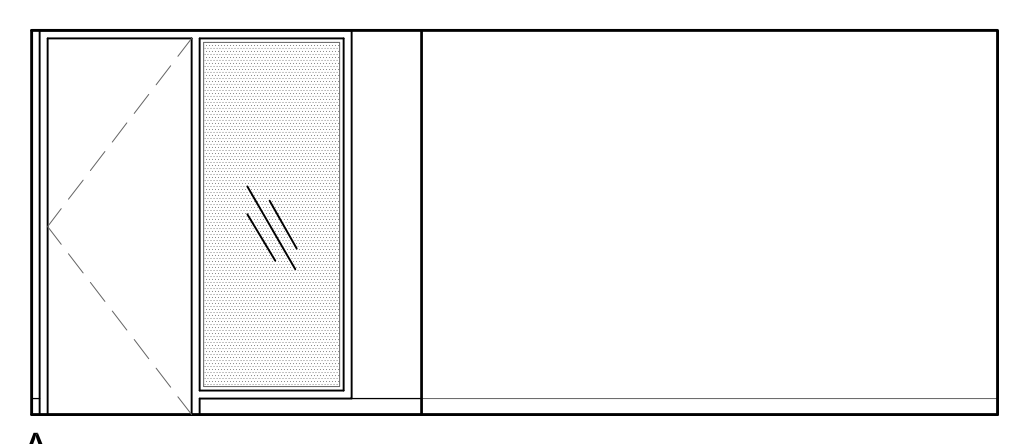


D.

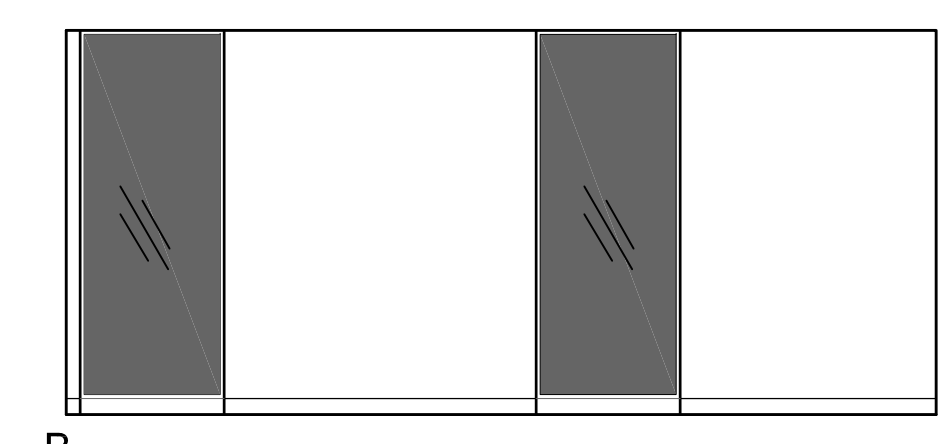
6 ELEVATIONS @ OFFICE 308J
A4.2 1/4" = 1'-0"

INTERIOR ELEVATION MATERIAL LEGEND

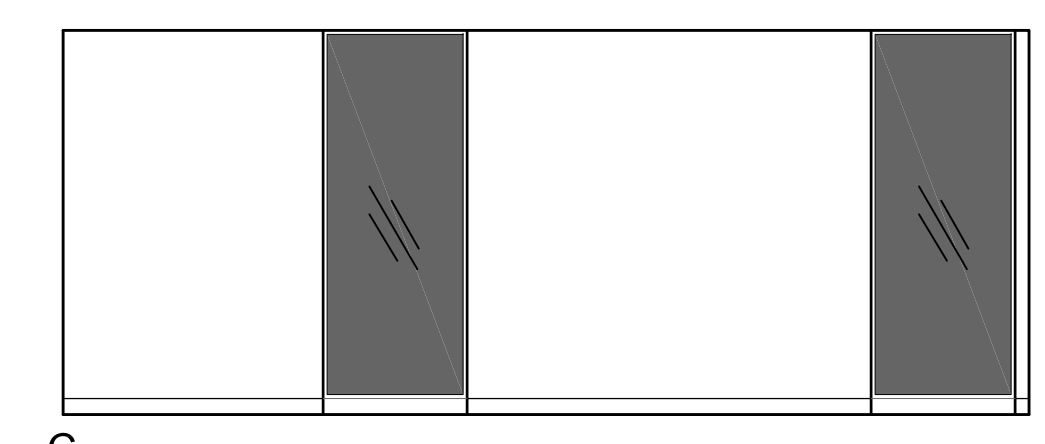
- OPEN TO BEYOND
- PREFINISHED VENEER PLYWOOD
- SELF-ADHERING FELT WALLCOVERING (WC-1)
- SINGLE-PANE TEMPERED GLAZING
- EXISTING EXTERIOR INSULATED GLAZING (REPLACE OR CLEAN & REPAIR EXISTING BUILDING STANDARD 'MINI-BLINDS' TYP.)



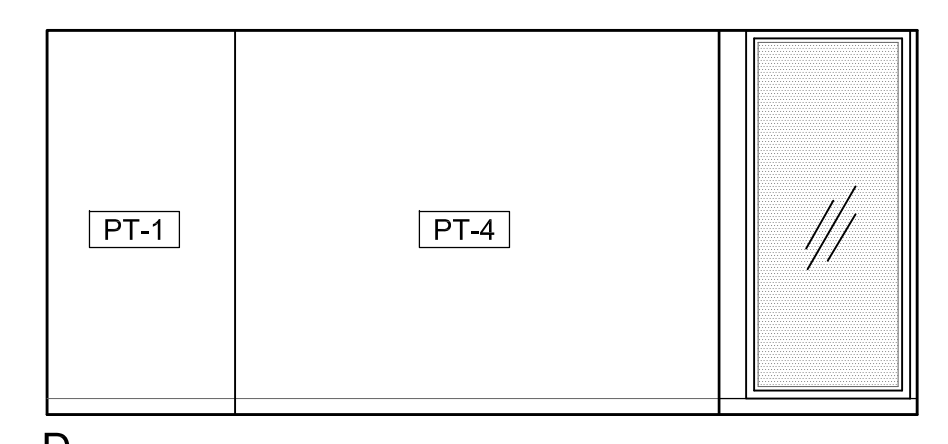
A.



B.

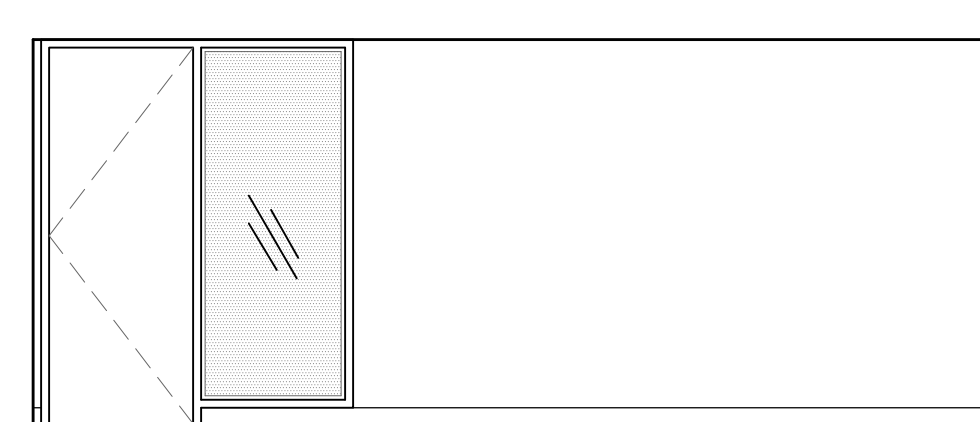


C.

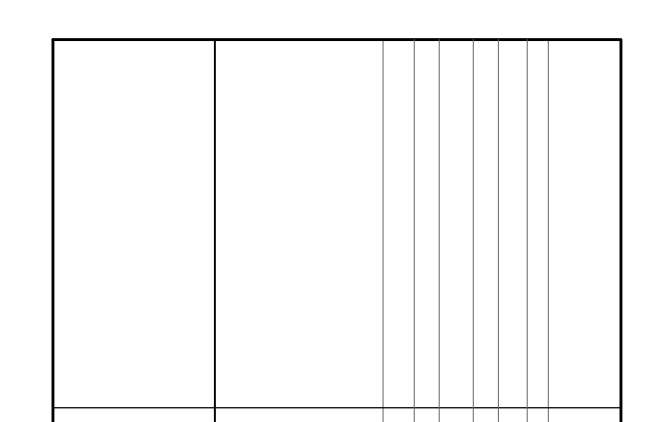


D.


7 ELEVATIONS @ OFFICE 308A
A4.2 1/4" = 1'-0"




A.



B.




C.

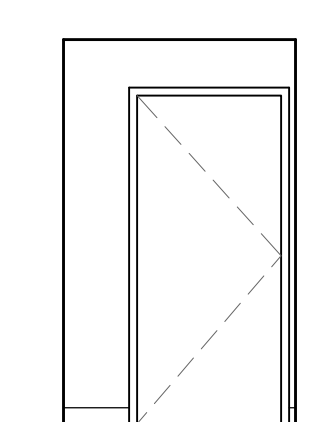


D.

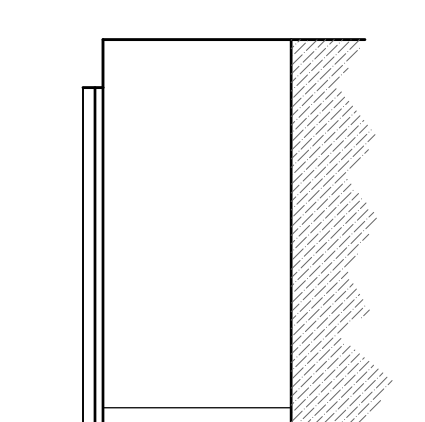
8 ELEVATIONS @ OFFICE 308G
A4.2 1/4" = 1'-0"



A.



B.



C.

9 ELEVATIONS @ HALL C307
A4.2 1/4" = 1'-0"

PSU - STUDENT HEALTH & COUNSELING (SHAC)

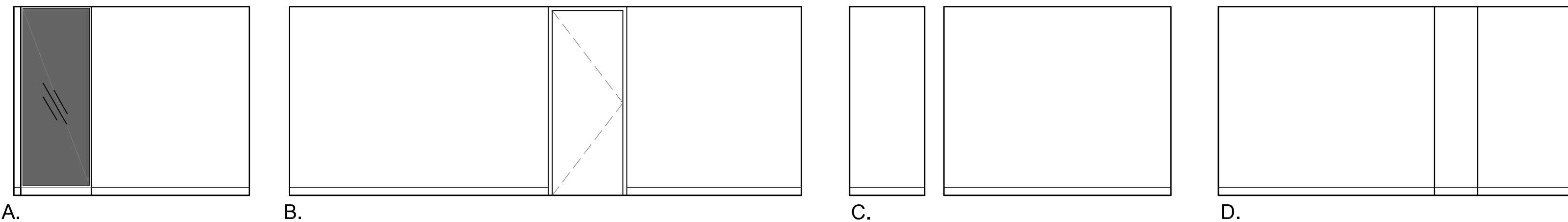
1880 SW 6th AVENUE, PORTLAND, OREGON 97201
OWNER: PORTLAND STATE UNIVERSITY - FACILITIES AND PLANNING (FAP)
202 UNIVERSITY SERVICES BLDG - 617 SW MONTGOMERY
PORTLAND, OREGON 97201
CONTACT: KAY BYRNE 503-725-9837



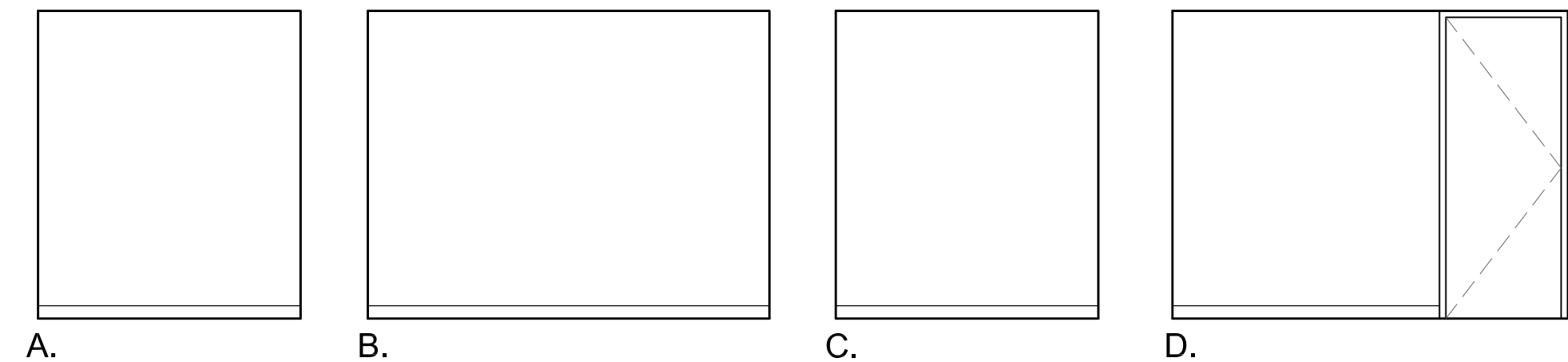
PROJECT NO. 12-1121
ISSUE DATE 08.02.2013

REVISIONS

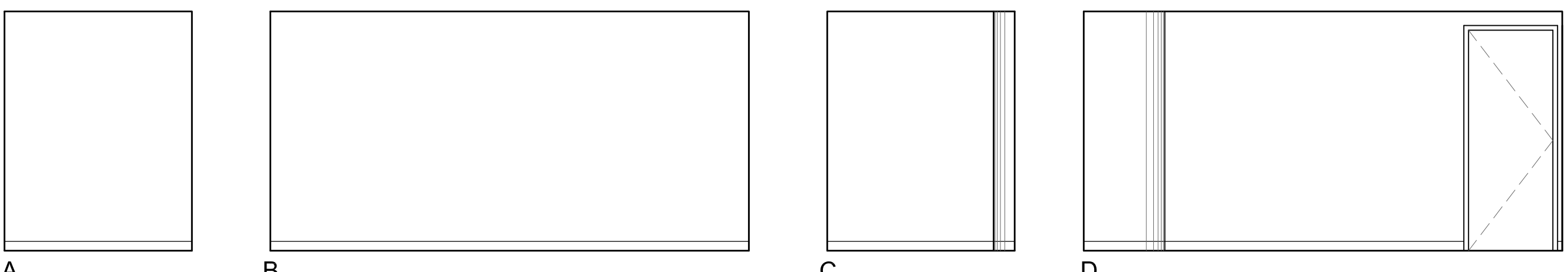
SHEET
ELEVATIONS
A4.2
BID SET
© MERRYMAN BARNES ARCHITECTS, INC.



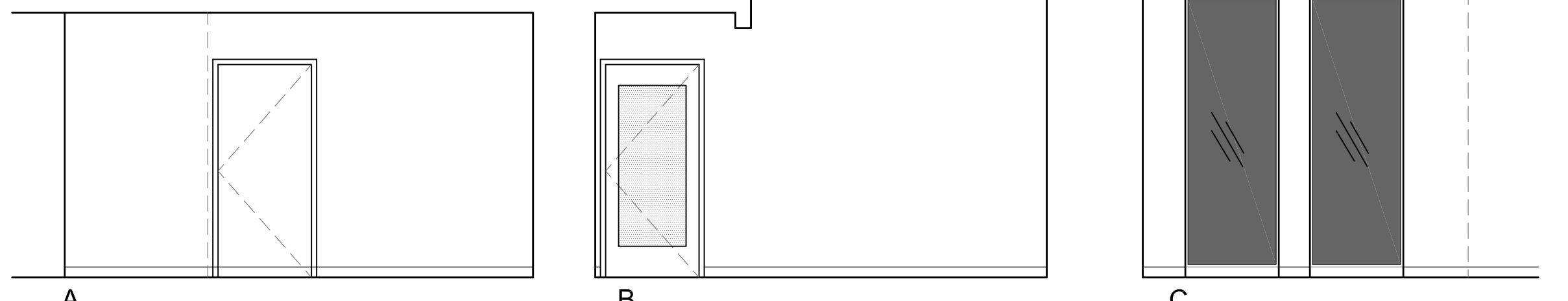
1 ELEVATION @ DENTAL OFFICE 309J
A4.3 1/4" = 1'-0"



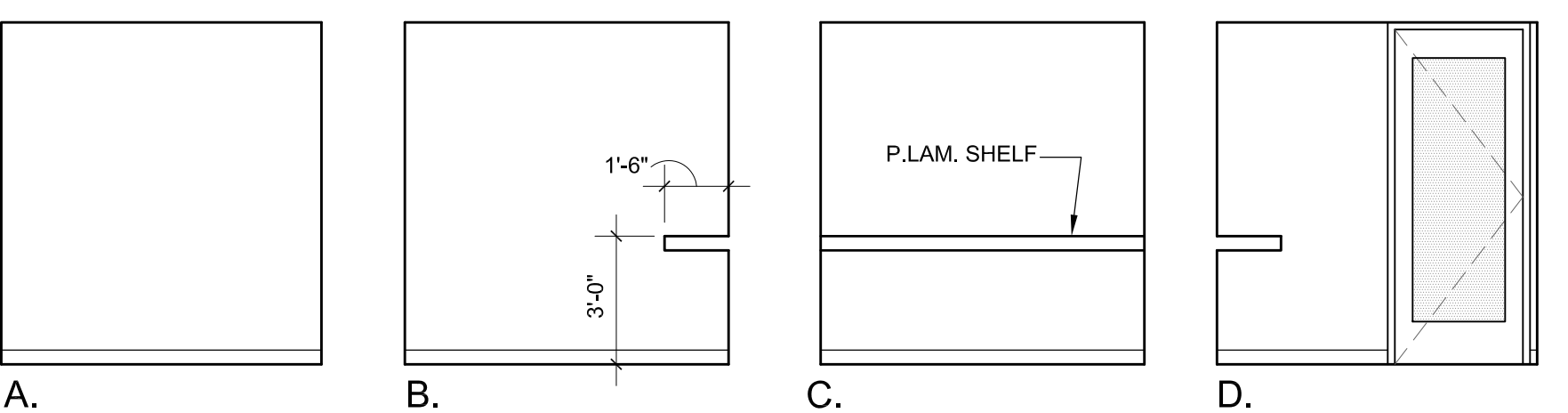
2 ELEVATIONS @ DENTAL OFFICE 309H
A4.3 1/4" = 1'-0"



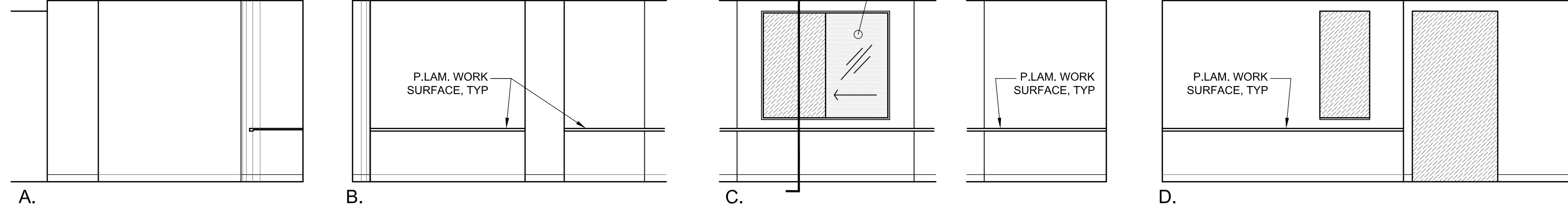
3 ELEVATIONS @ DENTAL OFFICE 309B
A4.3 1/4" = 1'-0"



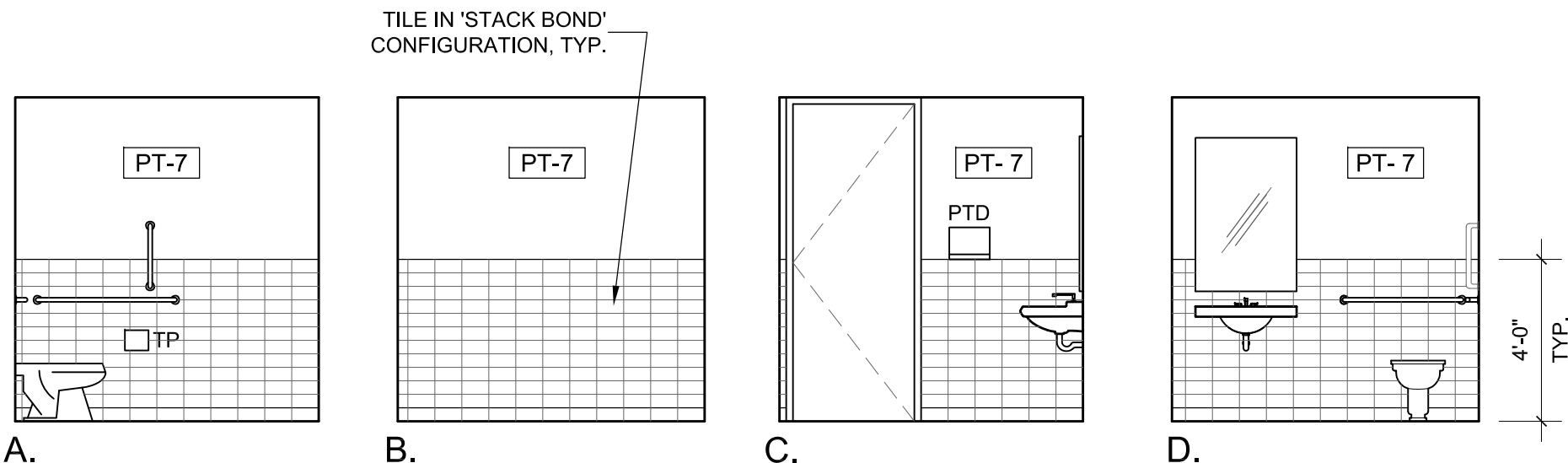
4 ELEVATIONS @ DENTAL OPERATORIES 309L & 309K
A4.3 1/4" = 1'-0"



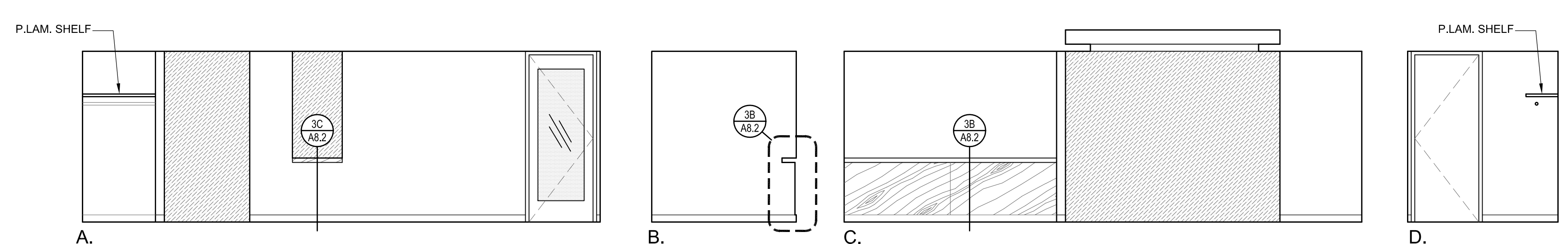
5 ELEVATIONS @ ROOM 307C
A4.3 1/4" = 1'-0"



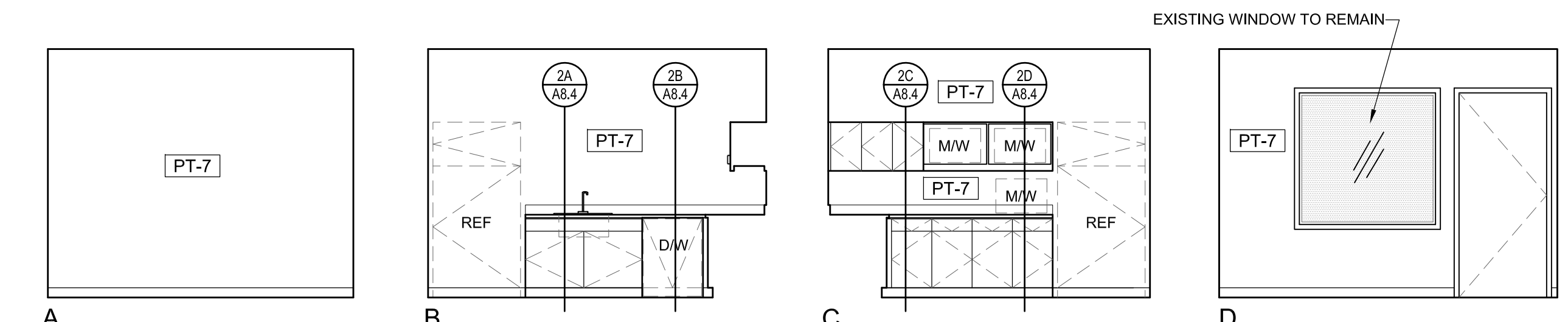
6 ELEVATIONS @ DENTAL RECEPTION AREA 309A
A4.3 1/4" = 1'-0"



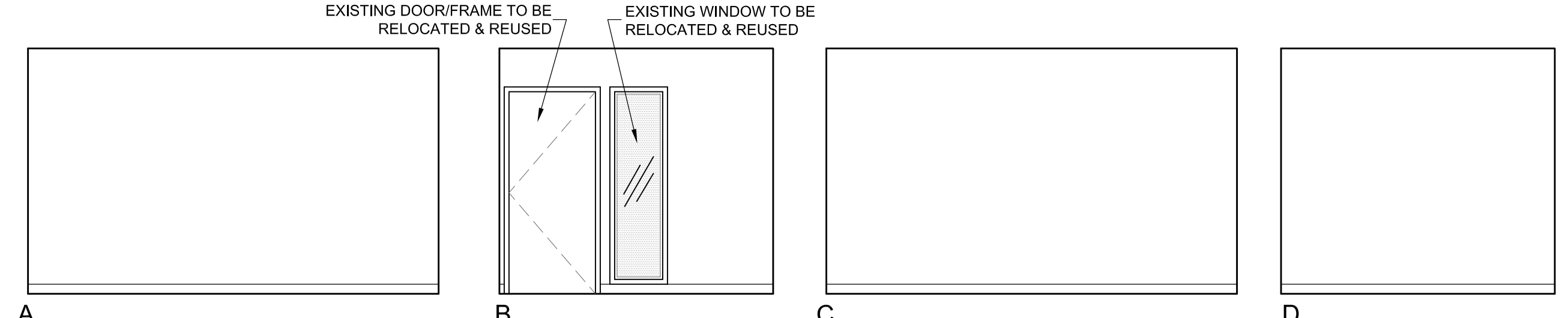
7 ELEVATIONS @ TOILET ROOM 307B (307A OPP.)
A4.3 1/4" = 1'-0"



8 ELEVATIONS @ DENTAL SUITE FOYER (309)
A4.3 1/4" = 1'-0"



9 ELEVATIONS @ FOOD PREP ROOM 312
A4.3 1/4" = 1'-0"



10 ELEVATIONS @ MEETING ROOM 317
A4.3 1/4" = 1'-0"

PSU - STUDENT HEALTH & COUNSELING (SHAC)

1880 SW 6th AVENUE, PORTLAND, OREGON 97201
OWNER: PORTLAND STATE UNIVERSITY - FACILITIES AND PLANNING (FAP)
202 UNIVERSITY SERVICES BLDG - 617 SW MONTGOMERY
PORTLAND, OREGON 97201
CONTACT: KAY BYRNE 503-725-9837

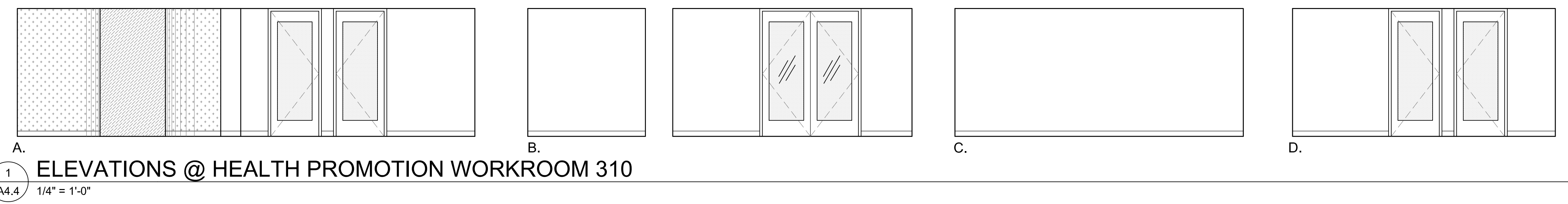


PROJECT NO. 12-1121
ISSUE DATE 08.02.2013
REVISIONS

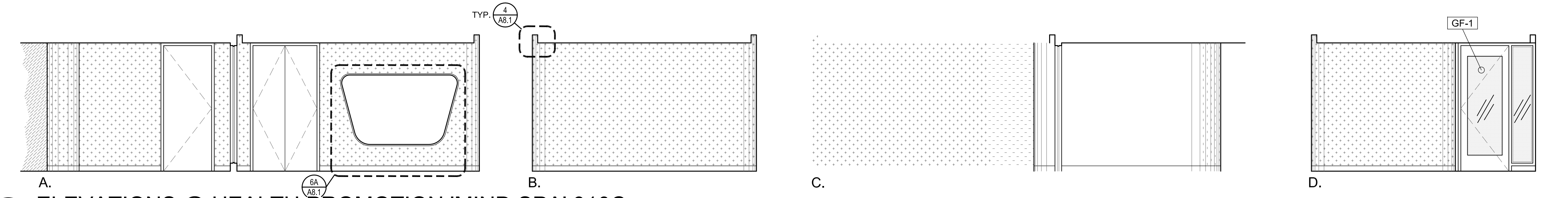
SHEET

ELEVATIONS
A4.3

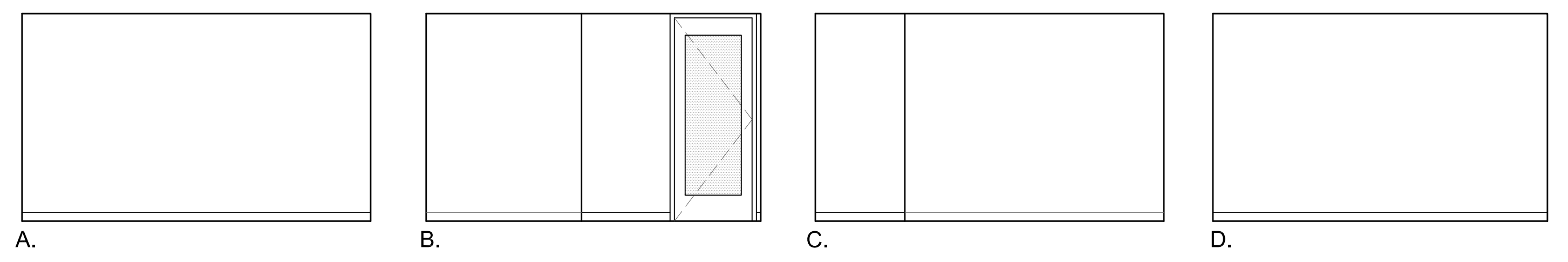
BID SET
© MERRYMAN BARNES ARCHITECTS, INC.



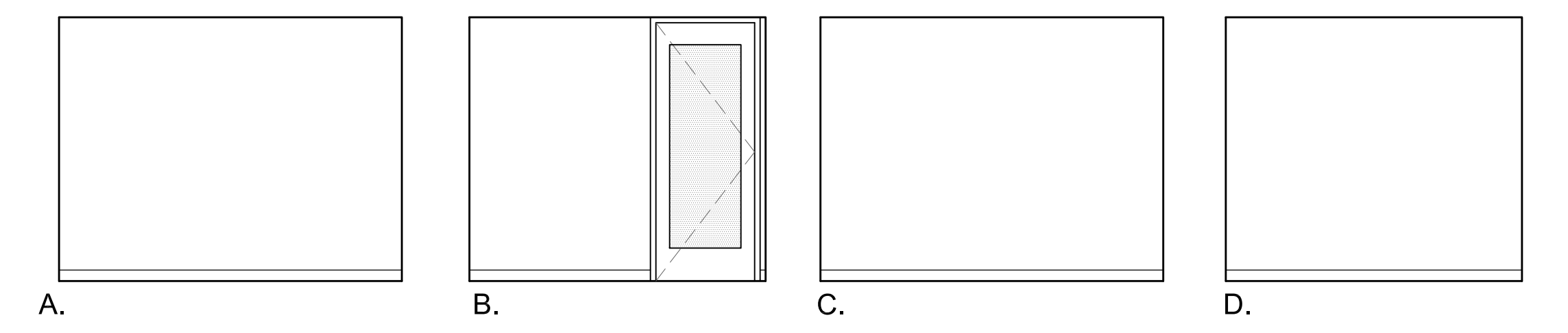
1
A4.4
ELEVATIONS @ HEALTH PROMOTION WORKROOM 310
1/4" = 1'-0"



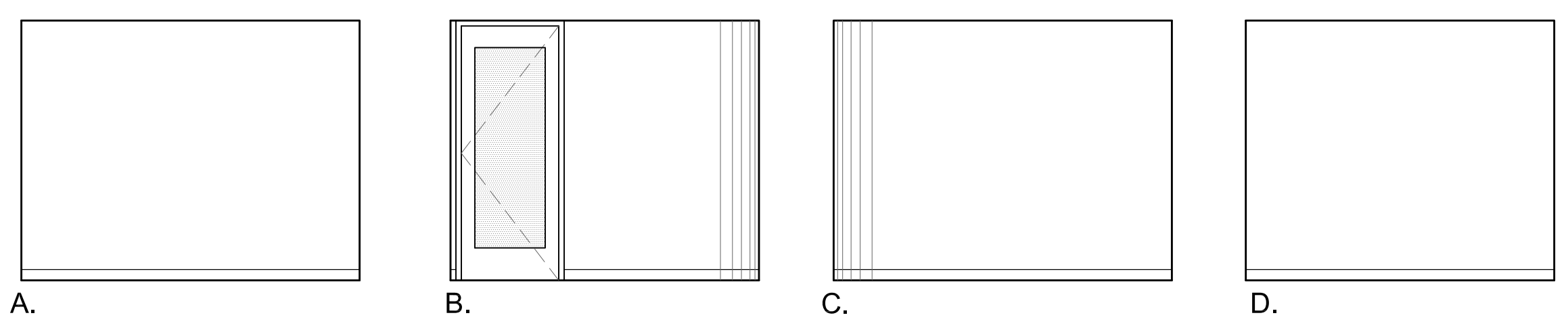
2
A4.4
ELEVATIONS @ HEALTH PROMOTION 'MIND SPA' 310C
1/4" = 1'-0"



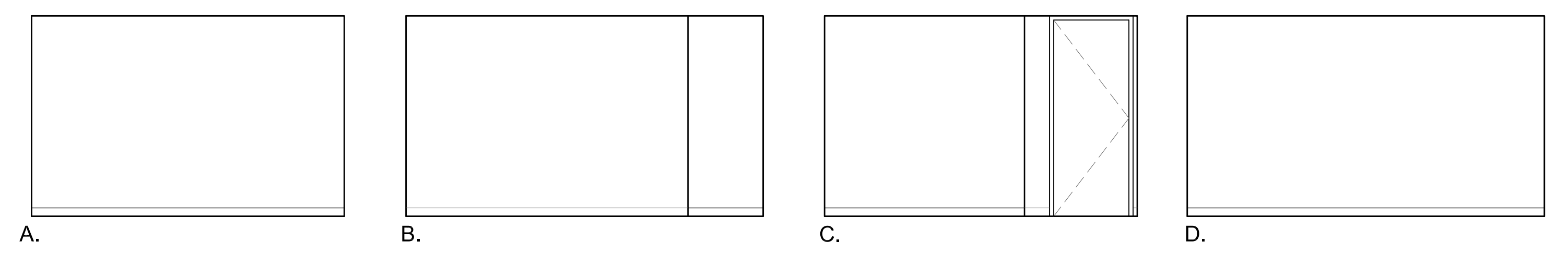
3
A4.4
ELEVATIONS @ HEALTH PROMOTION OFFICE 310F
1/4" = 1'-0"



4
A4.4
ELEVATIONS @ HEALTH PROMOTION OFFICE 310A
1/4" = 1'-0"



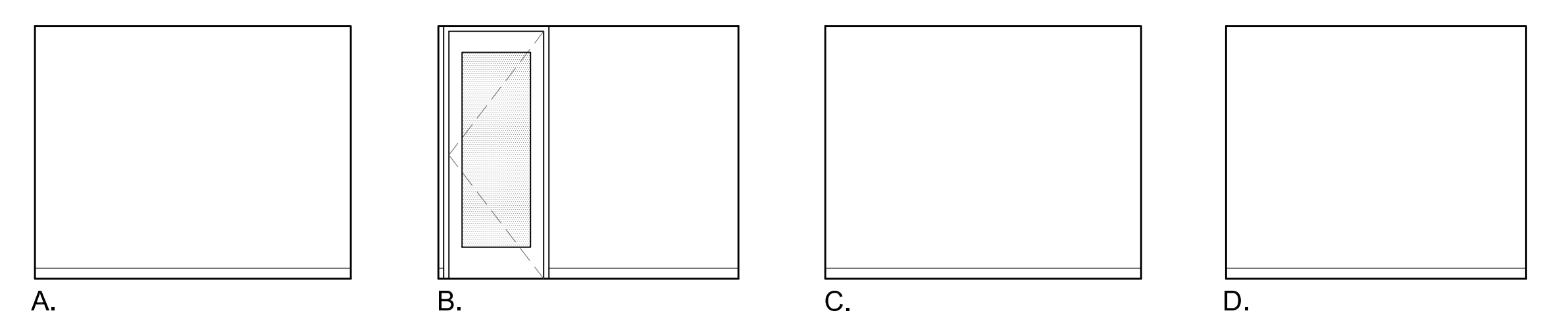
5
A4.4
ELEVATIONS @ HEALTH PROMOTION OFFICE 310B
1/4" = 1'-0"



6
A4.4
ELEVATIONS @ HEALTH PROMOTION STOREROOM 310E
1/4" = 1'-0"

INTERIOR ELEVATION MATERIAL LEGEND

	'OPEN TO BEYOND'
	PREFINISHED VENEER PLYWOOD
	SELF-ADHERING FELT WALLCOVERING (WC-1)
	SINGLE-PANE TEMPERED GLAZING
	EXISTING EXTERIOR INSULATED GLAZING (REPLACE OR CLEAN & REPAIR EXISTING BUILDING STANDARD 'MINI-BLINDS' TYP.)



7
A4.4
ELEVATIONS @ HEALTH PROMOTION OFFICE 310G
1/4" = 1'-0"

PSU - STUDENT HEALTH & COUNSELING (SHAC)

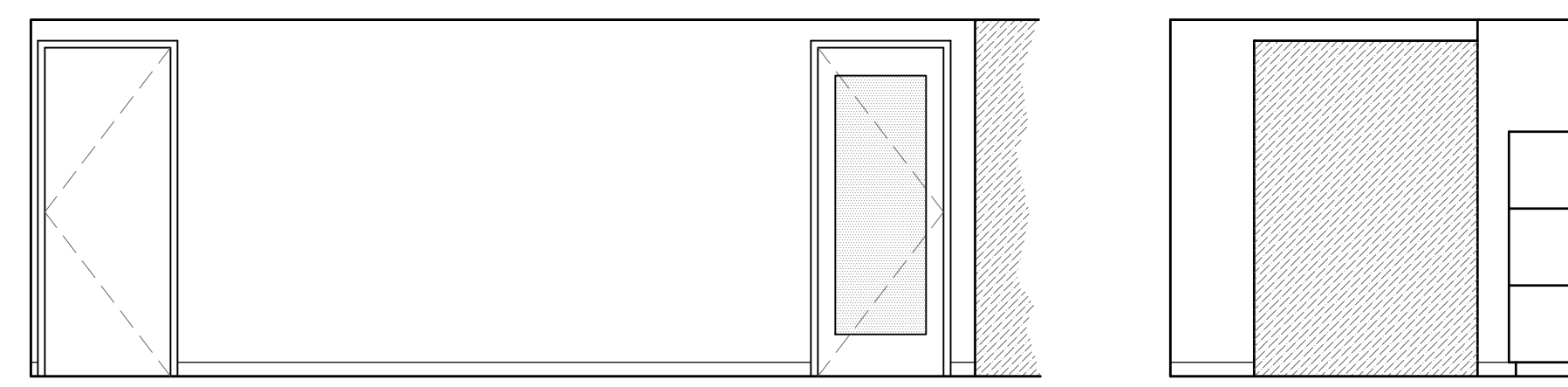
1880 SW 6th AVENUE, PORTLAND, OREGON 97201
OWNER: PORTLAND STATE UNIVERSITY - FACILITIES AND PLANNING (FAP)
202 UNIVERSITY SERVICES BLDG - 617 SW MONTGOMERY
PORTLAND, OREGON 97201
CONTACT: KAY BYRNE 503-725-9837



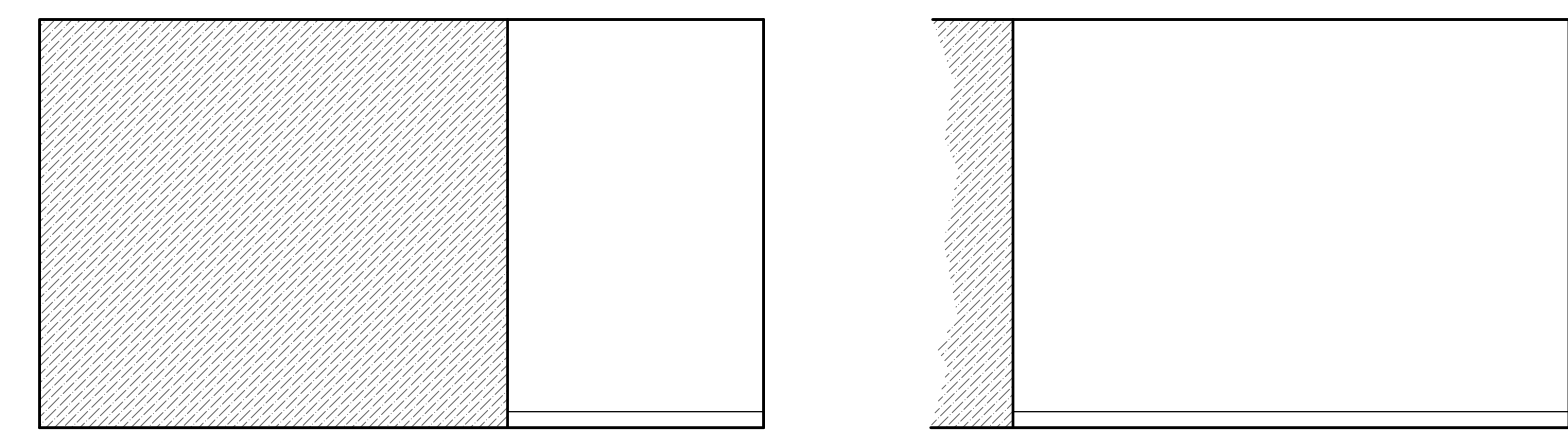
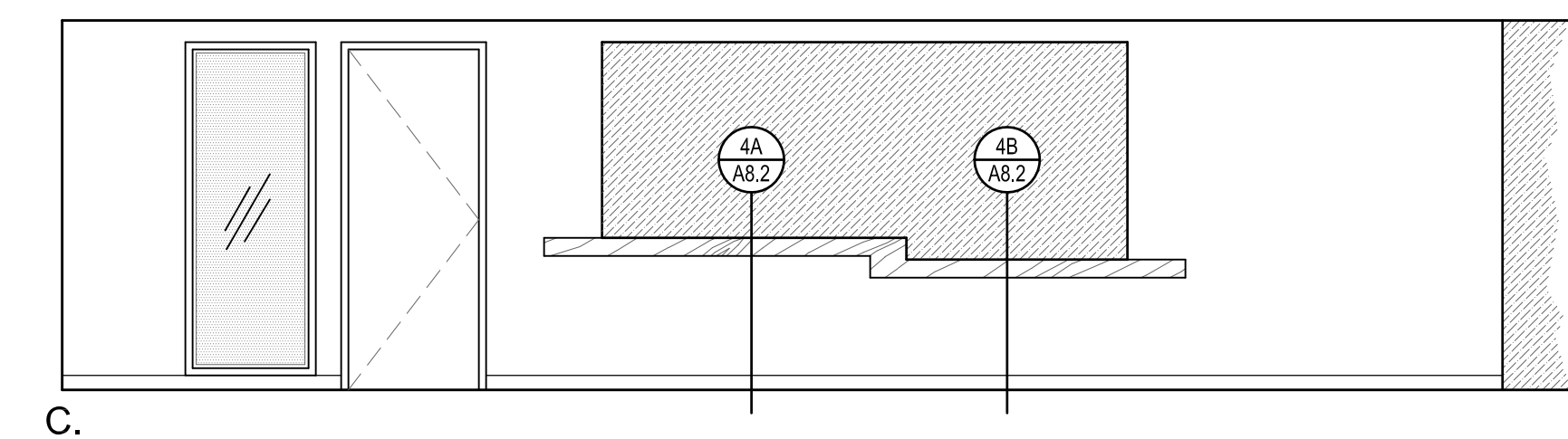
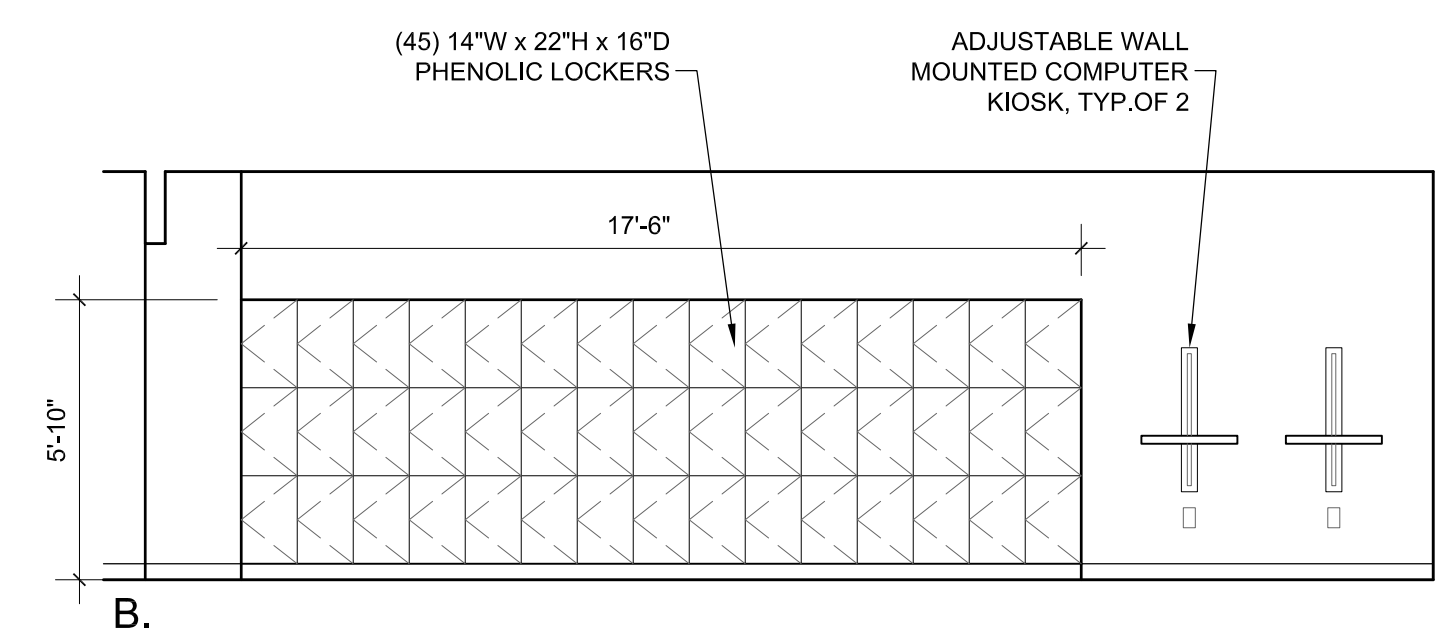
PROJECT NO. 12-1121
ISSUE DATE 08.02.2013

REVISIONS

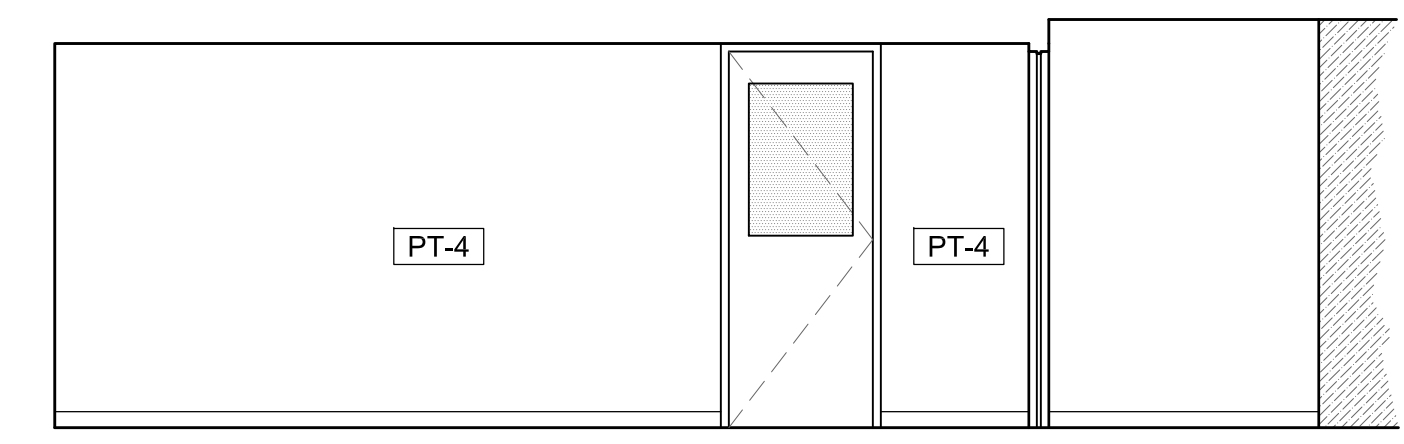
SHEET
ELEVATIONS
A4.4
BID SET
© MERRIMAN BARNES ARCHITECTS, INC.



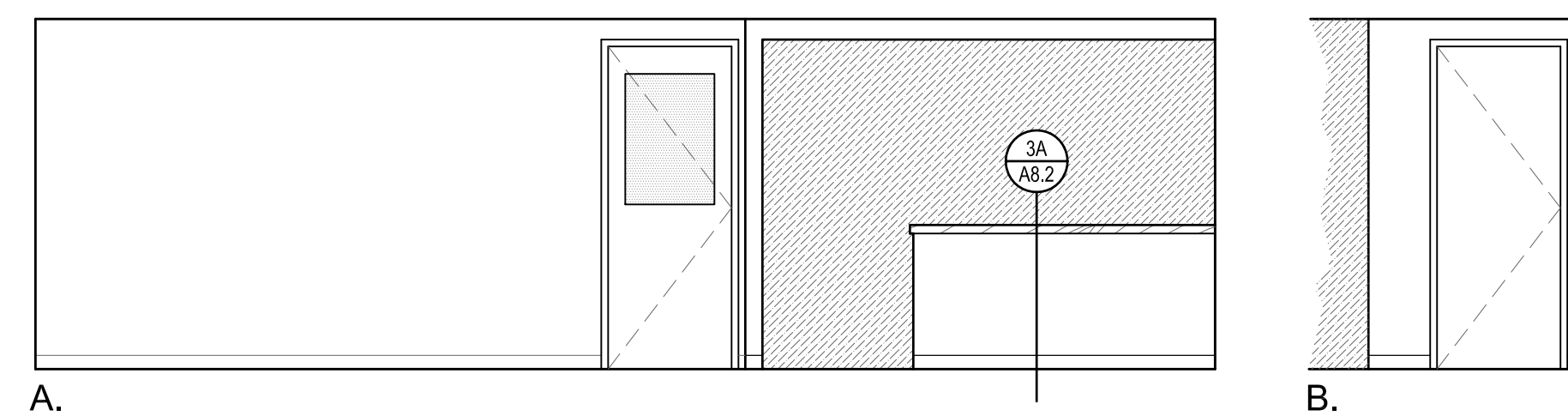
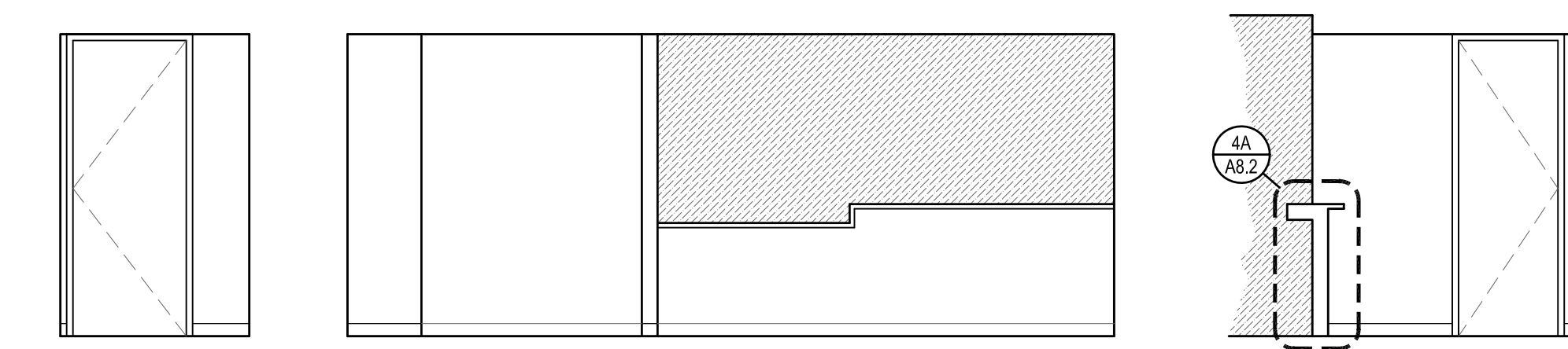
1 ELEVATIONS @ TESTING SUITE WAITING AREA 340
A4.5 1/4" = 1'-0"



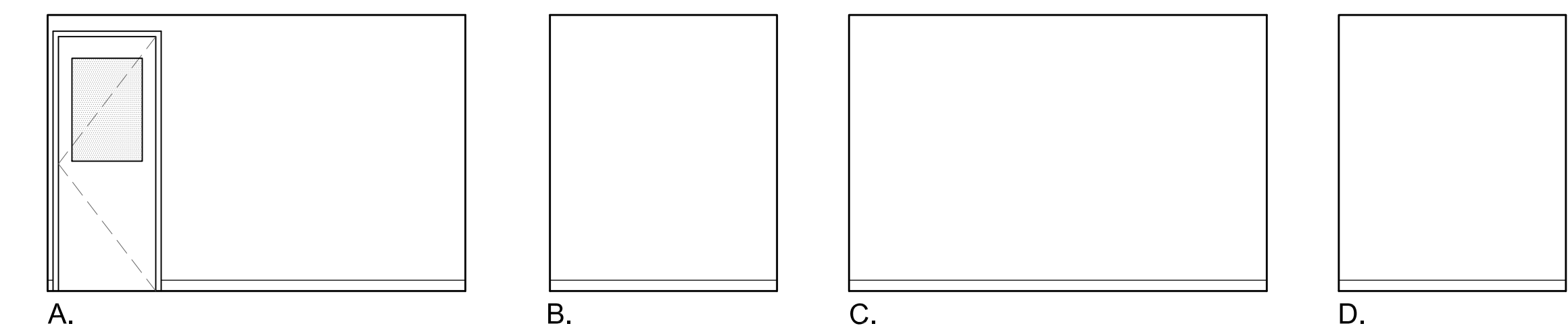
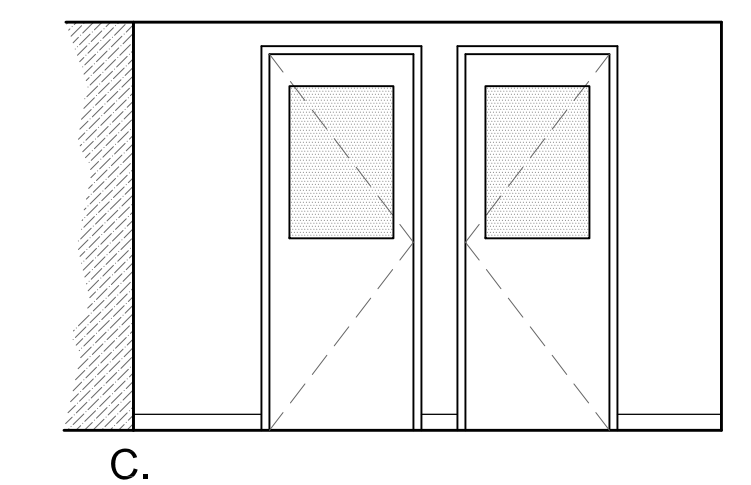
2 TESTING WAITING AREA 340
A4.5 1/4" = 1'-0"



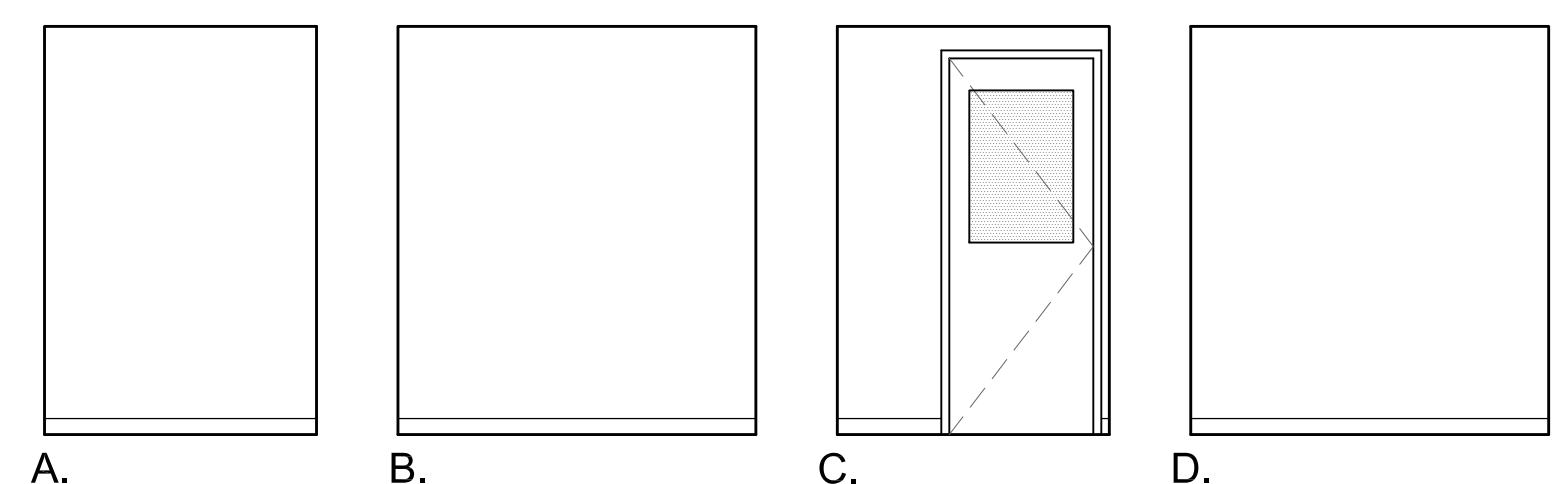
3 TESTING RECEPTION AREA 340J
A4.5 1/4" = 1'-0"



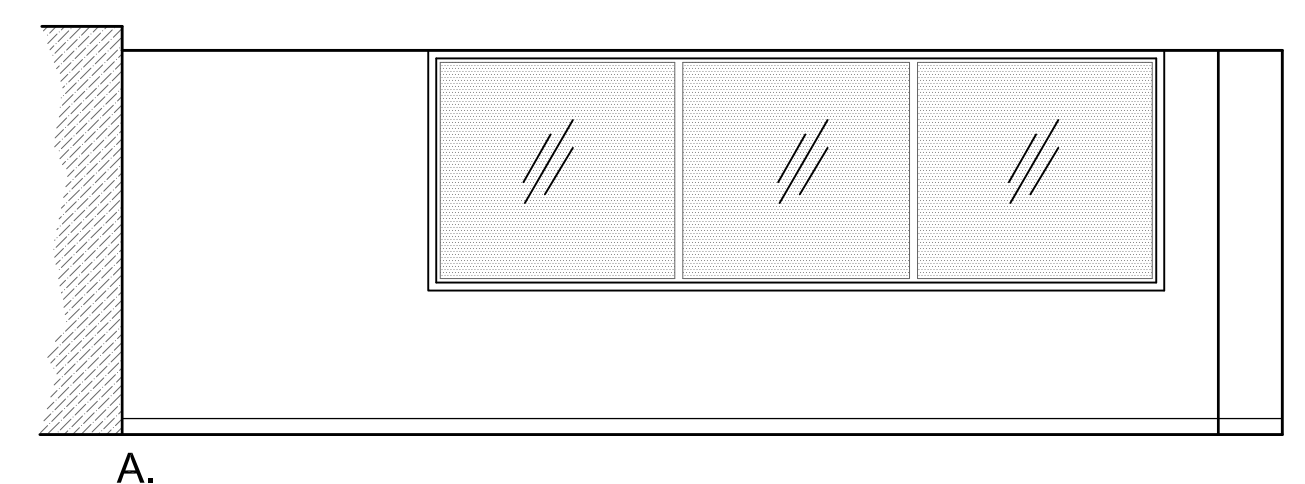
4 ELEVATIONS @ TESTING AREAS C340 & 340
A4.5 1/4" = 1'-0"




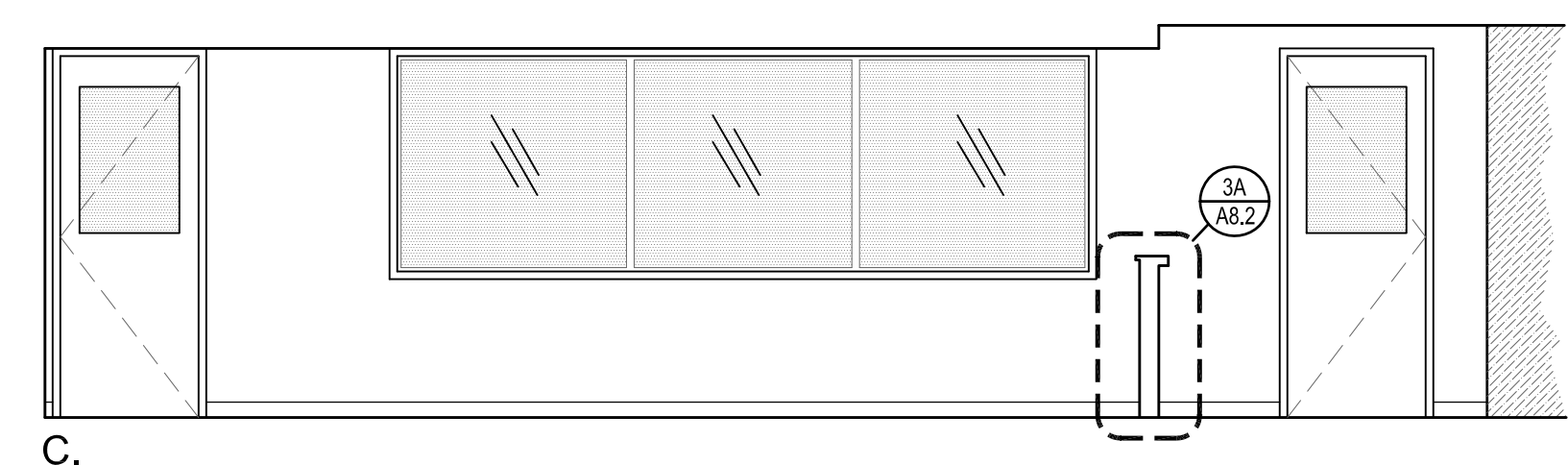
5 ELEVATIONS @ TESTING ROOM 340F
A4.5 1/4" = 1'-0"



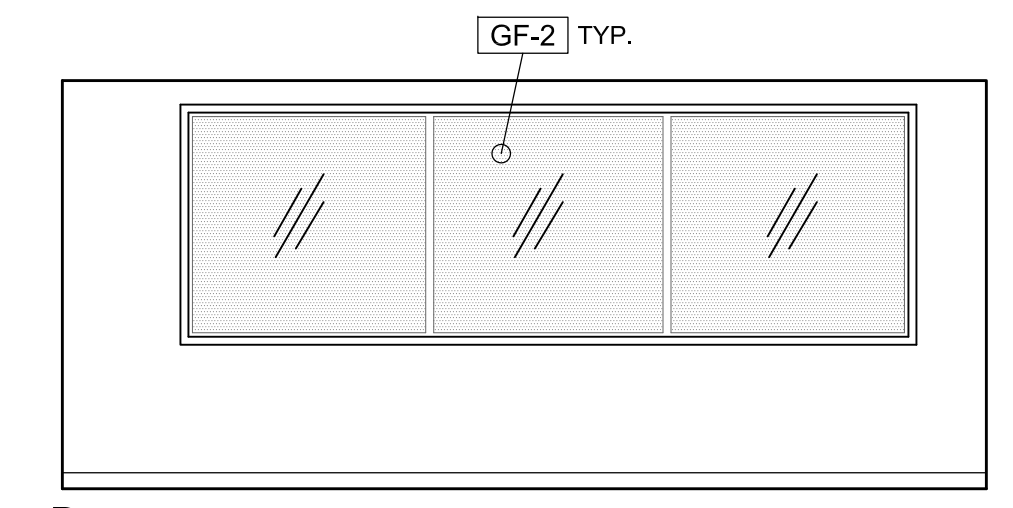


6 ELEVATIONS @ TESTING 340G (340H OPP.)
A4.5 1/4" = 1'-0"



7 ELEVATIONS @ TESTING PROCTORS ROOM 340D
A4.5 1/4" = 1'-0"



8 ELEVATIONS @ CBT TESTING ROOM 340E
A4.5 1/4" = 1'-0"



PSU - STUDENT HEALTH & COUNSELING (SHAC)

1880 SW 6th AVENUE, PORTLAND, OREGON 97201
OWNER: PORTLAND STATE UNIVERSITY - FACILITIES AND PLANNING (FAP)
202 UNIVERSITY SERVICES BLDG - 617 SW MONTGOMERY
PORTLAND, OREGON 97201
CONTACT: KAY BYRNE 503-725-9837




PROJECT NO. 12-1121
ISSUE DATE 08.02.2013

REVISIONS
SHEET

ELEVATIONS
A4.5

BID SET
© MERRYMAN BARNES ARCHITECTS, INC.

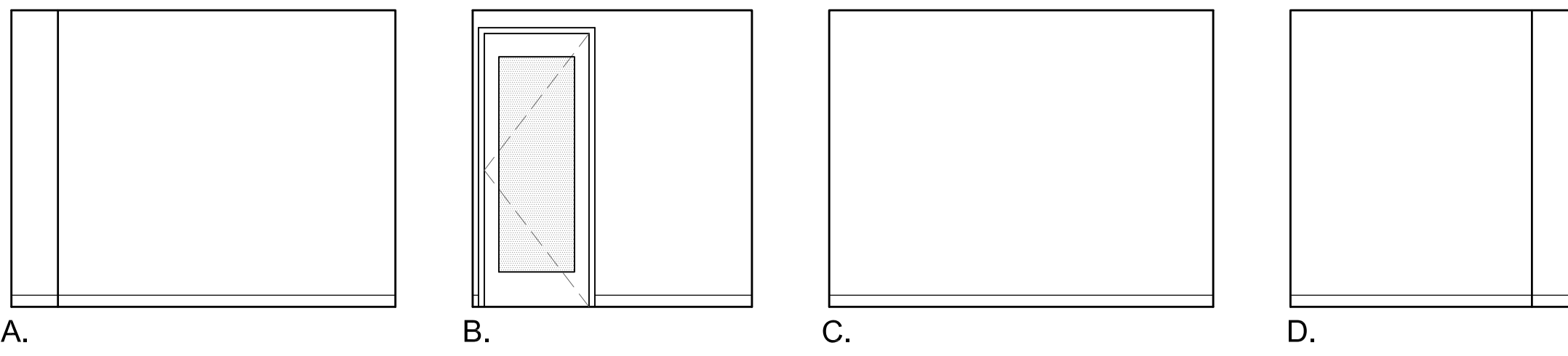


1
A4.6
ELEVATIONS @ P/PT TESTING ROOM 340C
1/4" = 1'-0"

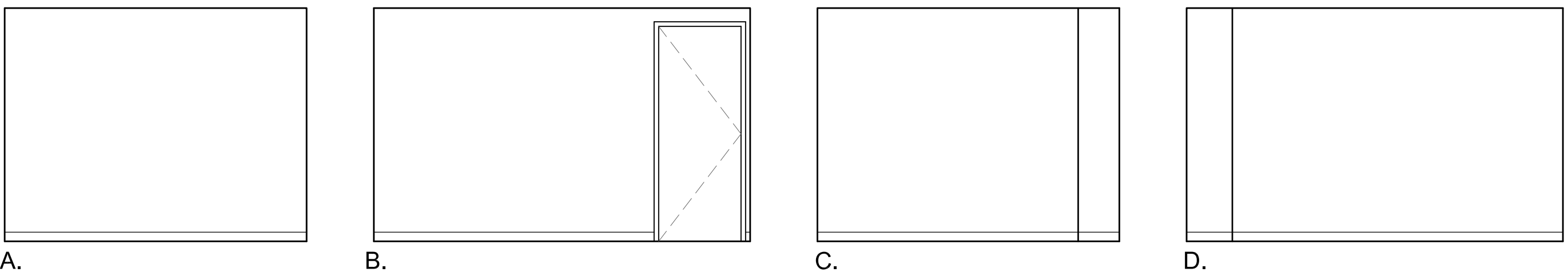


2
A4.6
TESTING ROOM 340K
1/4" = 1'-0"

1
A4.6
ELEVATION @ P/PT TESTING 340C
1/4" = 1'-0"



3
A4.6
ELEVATIONS @ TESTING OFFICE 340A
1/4" = 1'-0"



4
A4.6
ELEVATIONS @ TESTING OFFICE 340B
1/4" = 1'-0"

PSU - STUDENT HEALTH & COUNSELING (SHAC)

1880 SW 6th AVENUE, PORTLAND, OREGON 97201
OWNER: PORTLAND STATE UNIVERSITY - FACILITIES AND PLANNING (FAP)
202 UNIVERSITY SERVICES BLDG - 617 SW MONTGOMERY
PORTLAND, OREGON 97201
CONTACT: KAY BYRNE 503-725-9837

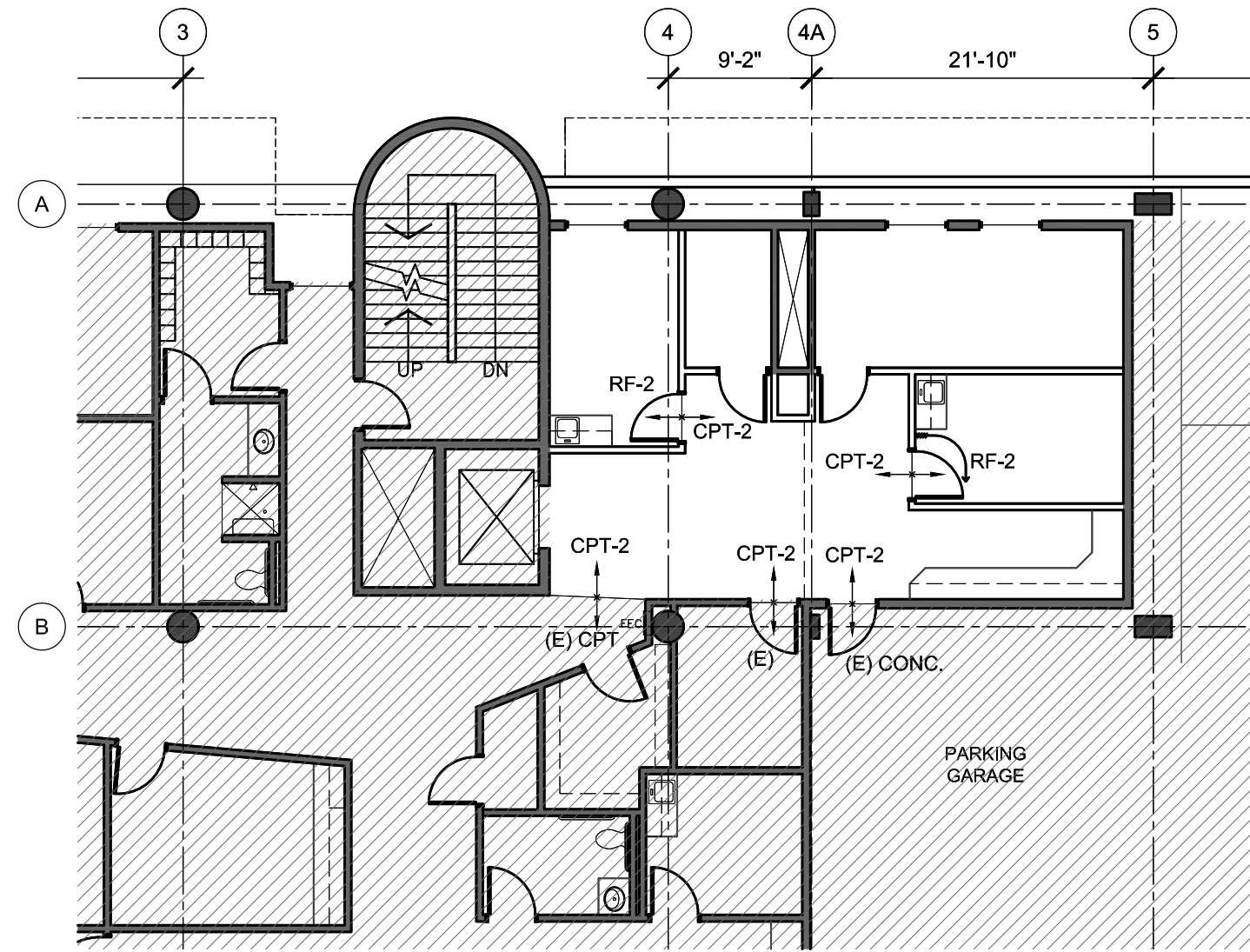


PROJECT NO. 12-1121
ISSUE DATE 08.02.2013

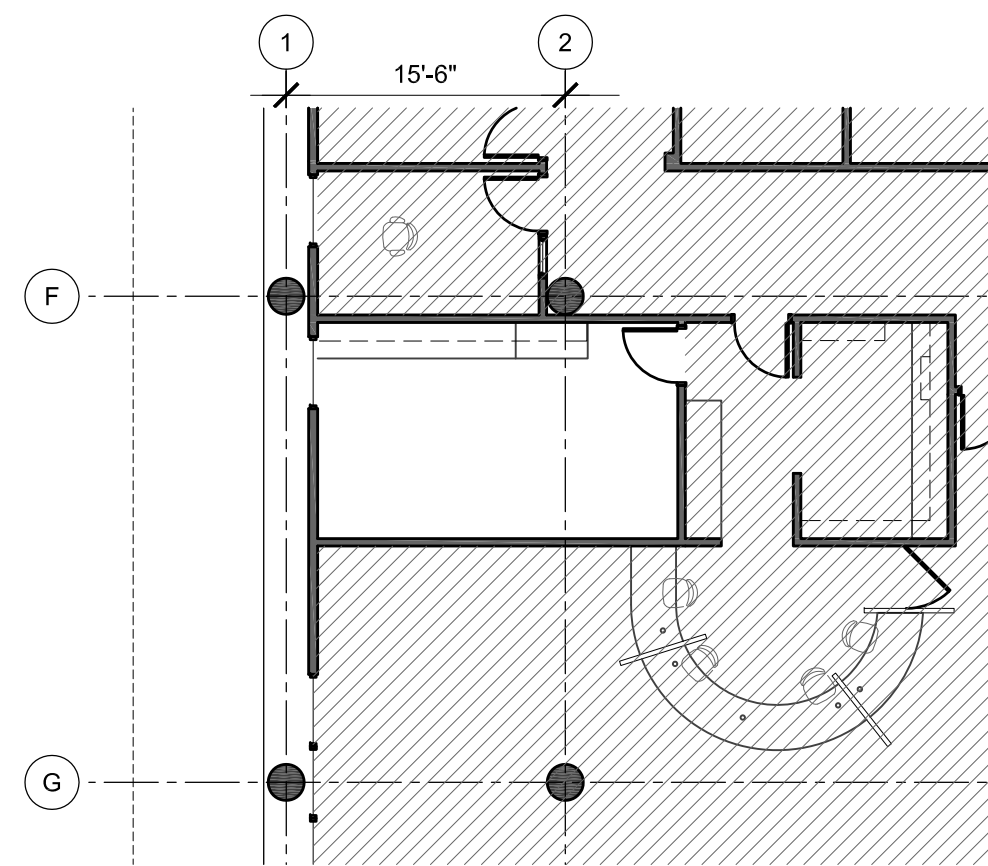
REVISIONS

SHEET
ELEVATIONS
A4.6
BID SET
© MERRYMAN BARNES ARCHITECTS, INC.

MERRYMAN BARNES ARCHITECTS 1231 NW HOYT ST. SUITE 403 | PORTLAND, OR 97209 | P. 503-222-3753 | F. 503-295-6718 | WWW.MERRYMANBARNESARCHITECTS.COM



2 PARTIAL SECOND FLOOR FINISHES & FURNITURE PLAN
 A5.1 3/32" = 1'-0" (NOTE: 11 X 17 SIZE DRAWINGS ARE HALF-SCALE)

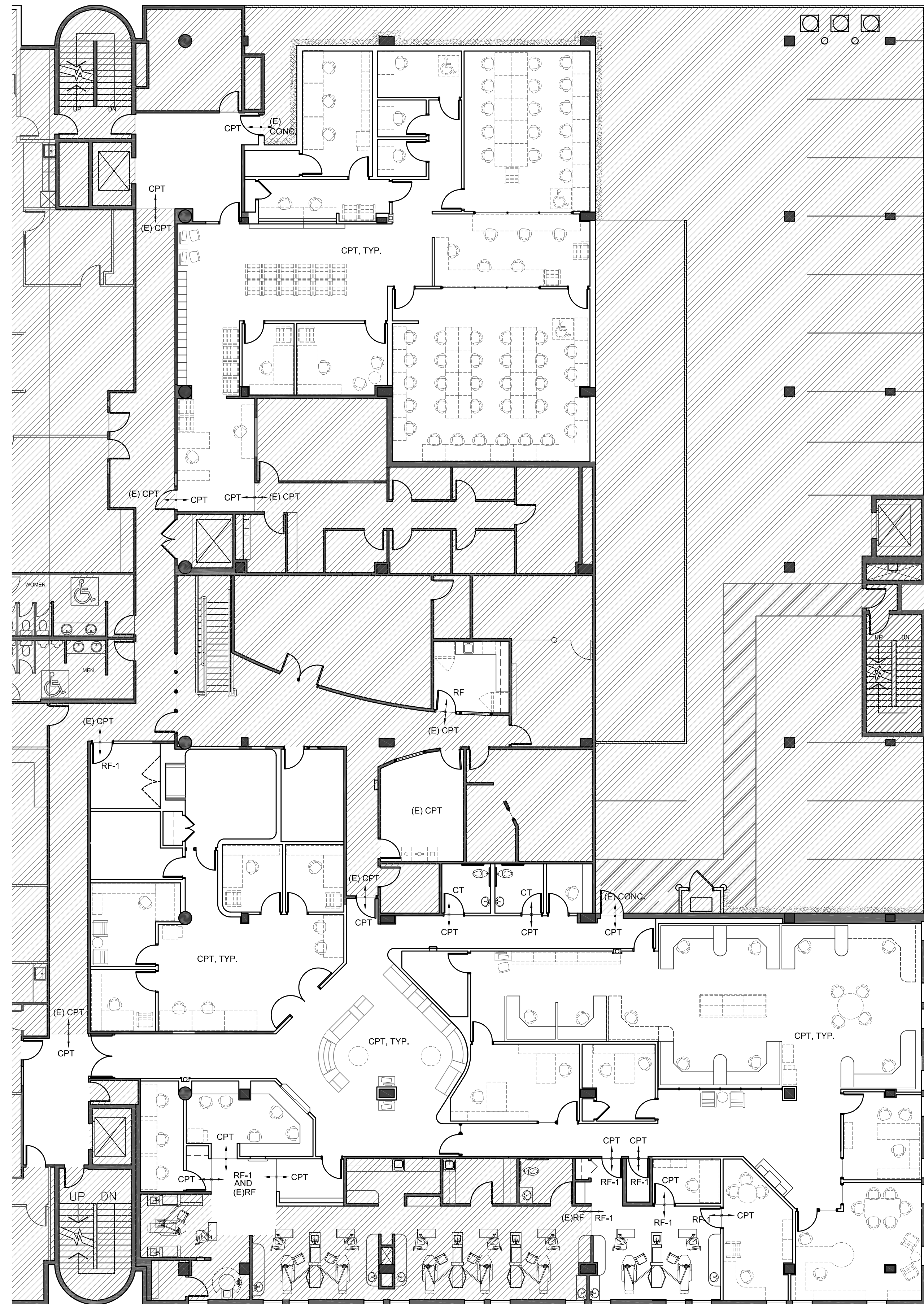


3 PARTIAL SECOND FLOOR FURNITURE PLAN
 A5.1 3/32" = 1'-0" (NOTE: 11 X 17 SIZE DRAWINGS ARE HALF-SCALE)

FINISHES NOTES / LEGEND

- CARPET DESIGNATED 'CPT' TO BE TYPE 'CPT-1'
- REFER TO SPECIFICATIONS FOR FURNITURE INFORMATION.

- PATTERN INDICATES AREAS NOT IN CONTRACT (N.I.C.)



1 PARTIAL THIRD FLOOR FINISHES & FURNITURE PLAN
 A5.1 3/32" = 1'-0" (NOTE: 11 X 17 SIZE DRAWINGS ARE HALF-SCALE)



PSU - STUDENT HEALTH & COUNSELING (SHAC)
 1880 SW 6th AVENUE, PORTLAND, OREGON 97201
 OWNER: PORTLAND STATE UNIVERSITY - FACILITIES AND PLANNING (FAP)
 202 UNIVERSITY SERVICES BLDG - 617 SW MONTGOMERY
 PORTLAND, OREGON 97201
 CONTACT: KAY BYRNE 503-725-9837

MERRIMAN BARNES ARCHITECTS 1231 NW HOYT ST. SUITE 403 | PORTLAND, OR 97209 | P. 503-222-3753 | F. 503-295-6718 | WWW.MERRIMANBARNESARCHITECTS.COM

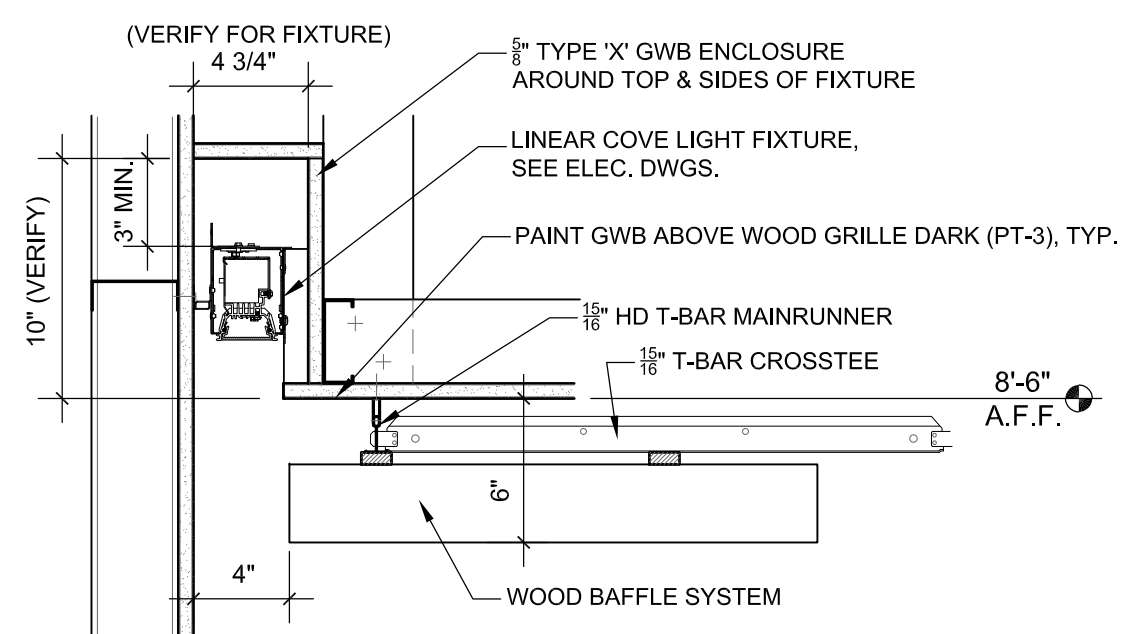


PROJECT NO. 12-1121
 ISSUE DATE 08.02.2013

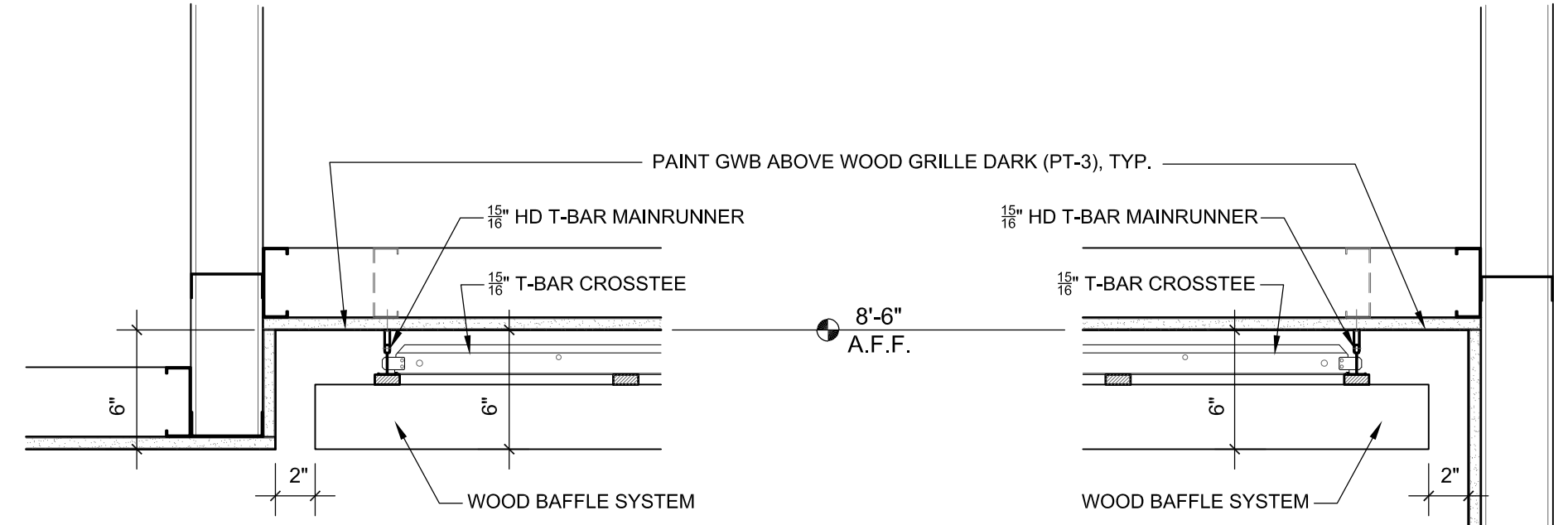
REVISIONS
 SHEET

FINISHES PLANS
A5.1

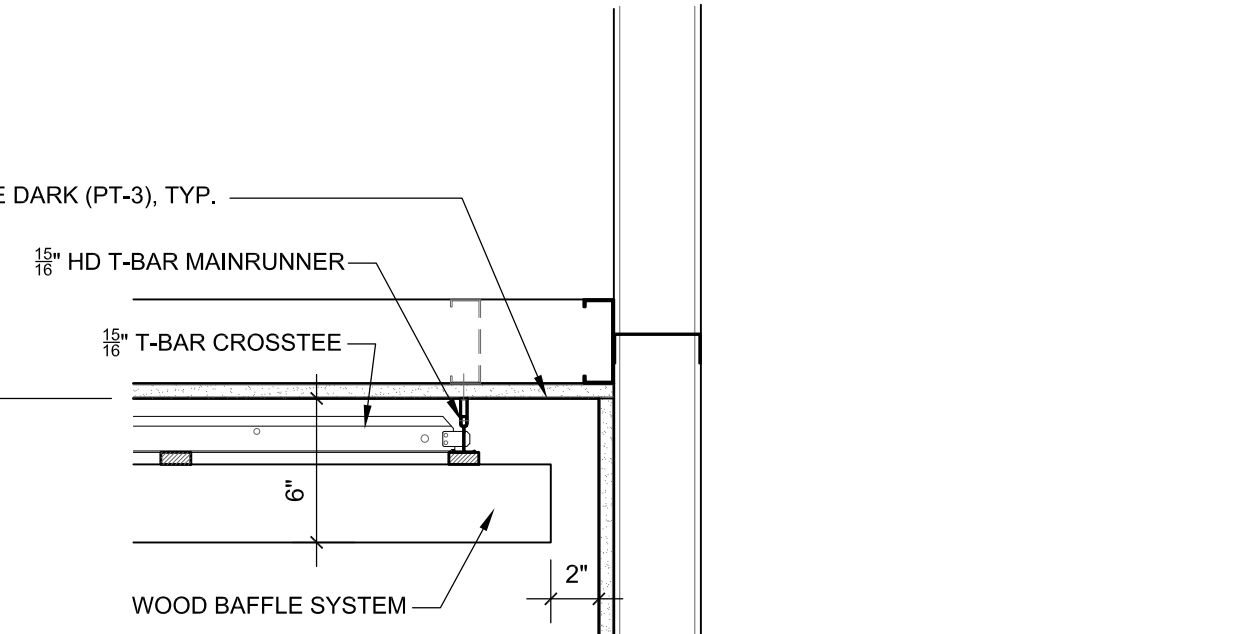
BID SET
 © MERRIMAN BARNES ARCHITECTS, INC.



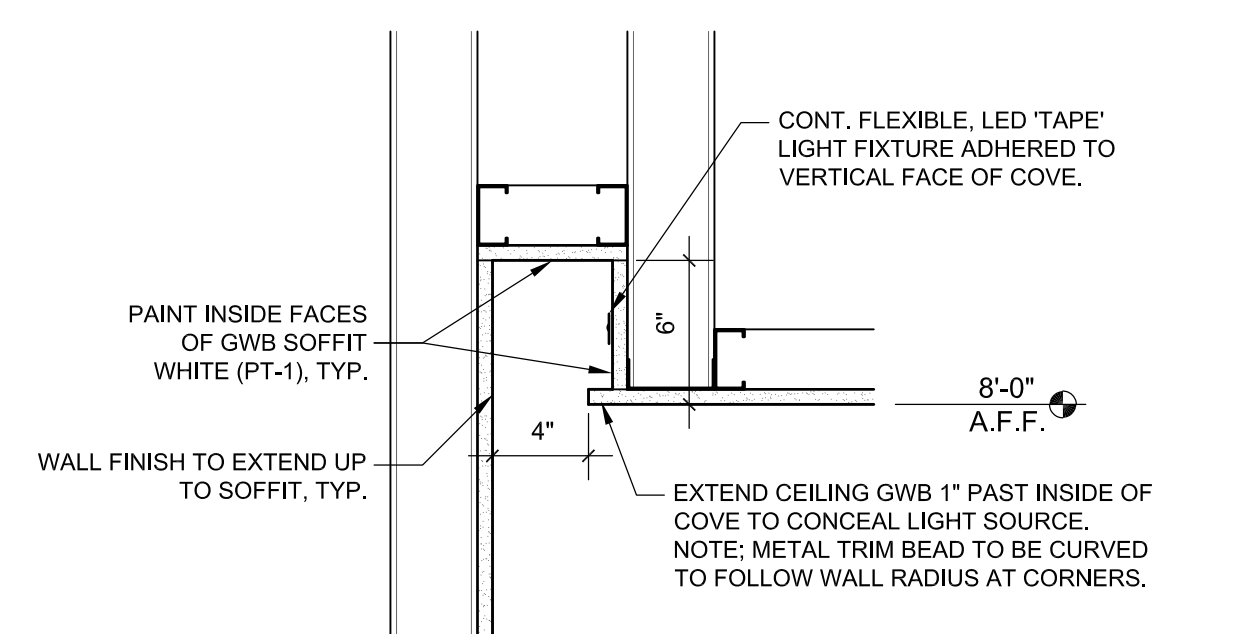
1 SECTION DETAIL AT LIGHT COVE
A8.1 1 1/2" = 1'-0"



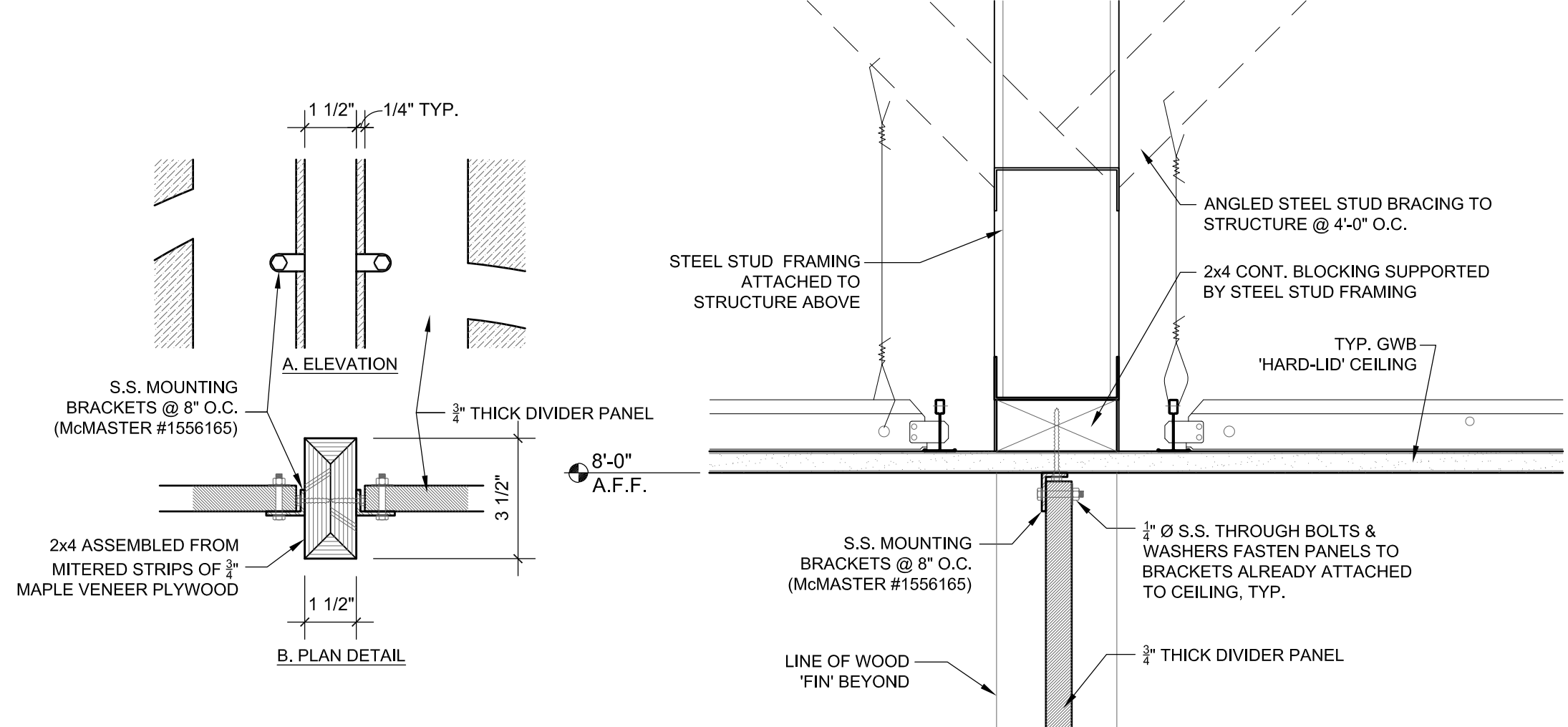
2 SECTION DETAIL AT CEILING
A8.1 1 1/2" = 1'-0"



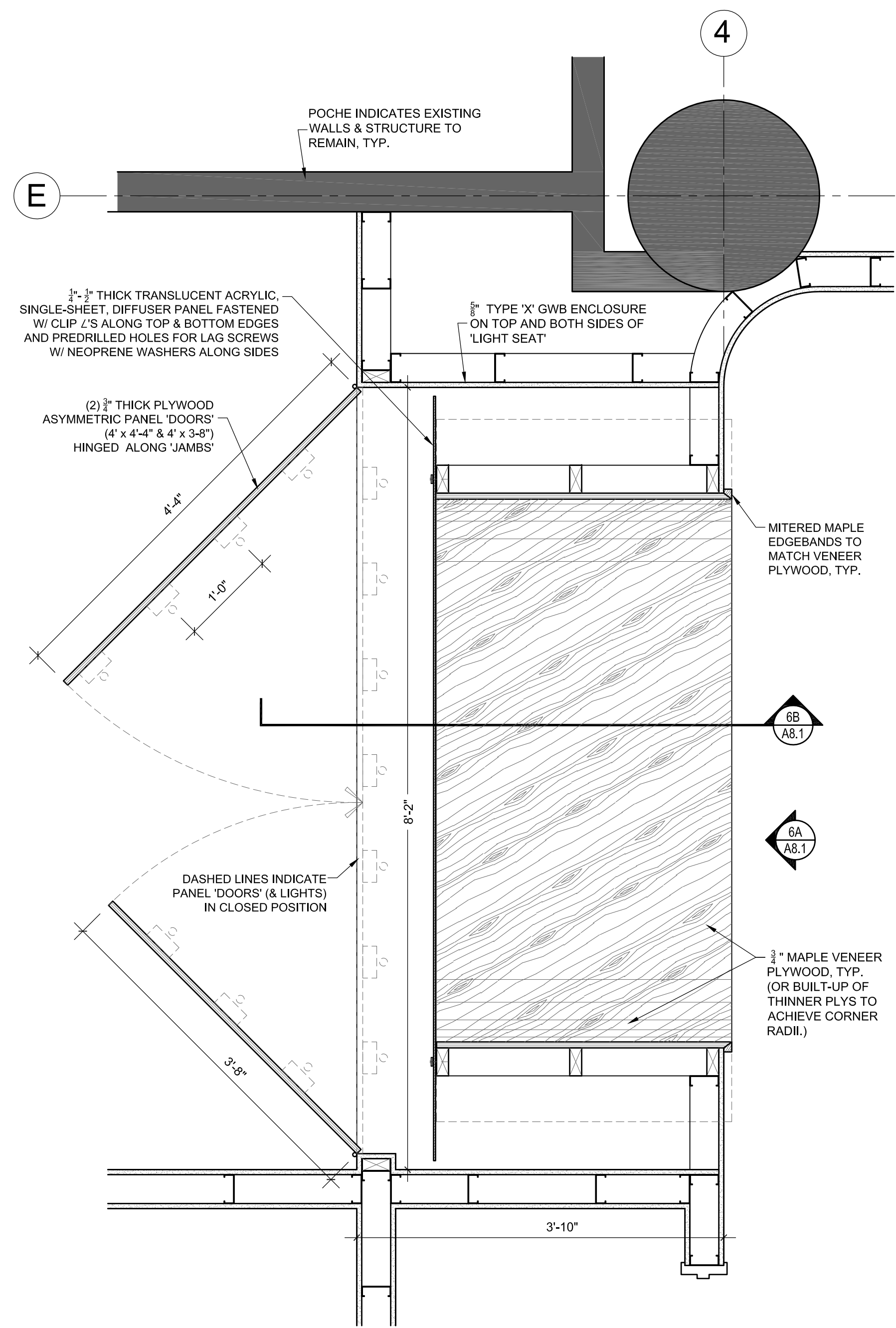
3 SECTION DETAIL AT CEILING
A8.1 1 1/2" = 1'-0"



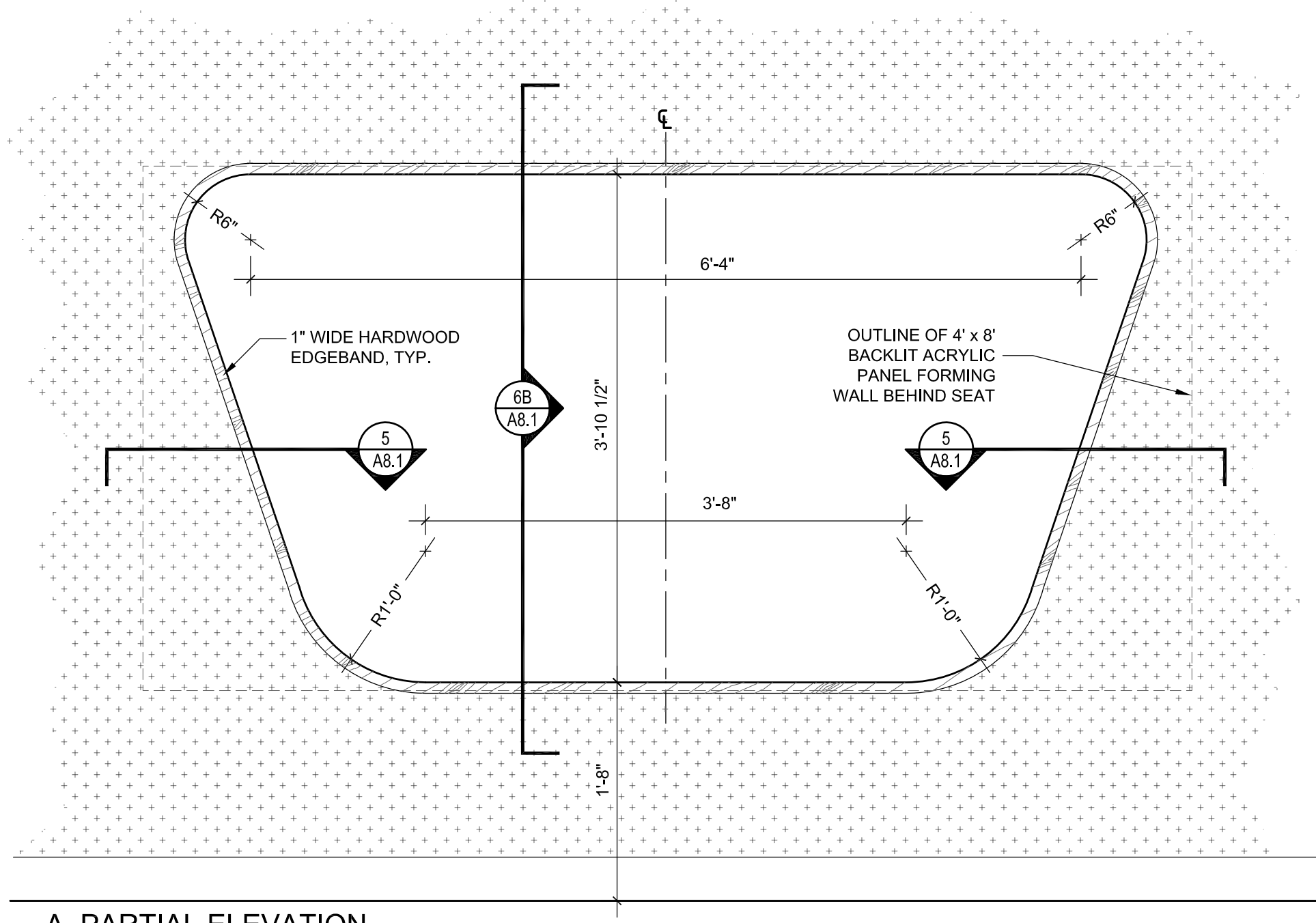
4 DETAIL AT MINDSPA LIGHT COVE
A8.1 1 1/2" = 1'-0"



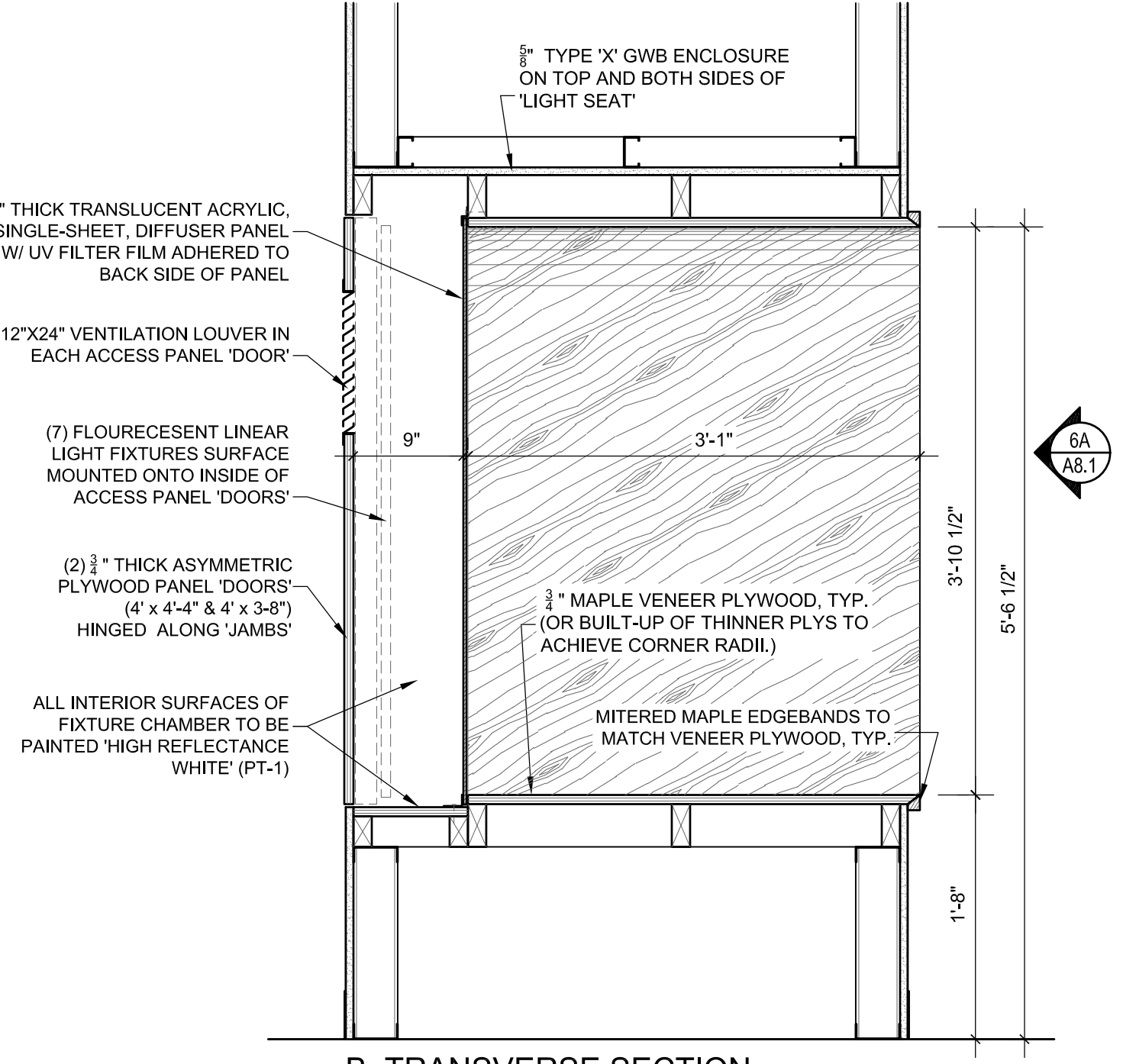
7 SECTION DETAIL AT DIVIDER PANEL @ CEILING
A8.1 3" = 1'-0"



5 PLAN DETAIL AT MINDSPA 'HAPPY' LIGHT SEAT
A8.1 1" = 1'-0"



6 DETAILS AT MINDSPA 'HAPPY' LIGHT SEAT
A8.1 1" = 1'-0"



B. TRANSVERSE SECTION

PSU - STUDENT HEALTH & COUNSELING (SHAC)

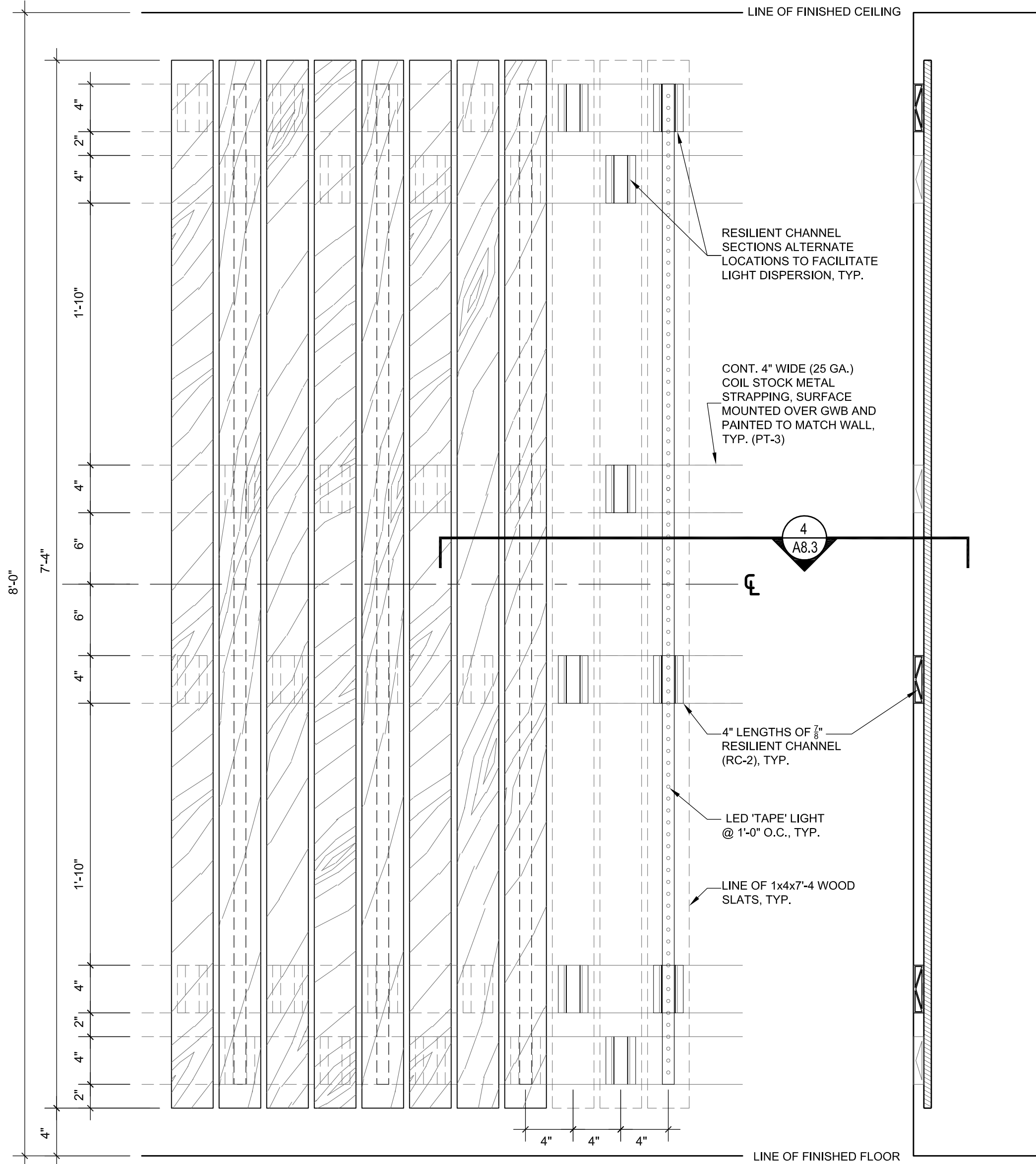
1880 SW 6th AVENUE, PORTLAND, OREGON 97201
OWNER: PORTLAND STATE UNIVERSITY - FACILITIES AND PLANNING (FAP)
202 UNIVERSITY SERVICES BLDG - 617 SW MONTGOMERY
PORTLAND, OREGON 97201
CONTACT: KAY BYRNE 503-725-9837



PROJECT NO. 12-1121
ISSUE DATE 08.02.2013

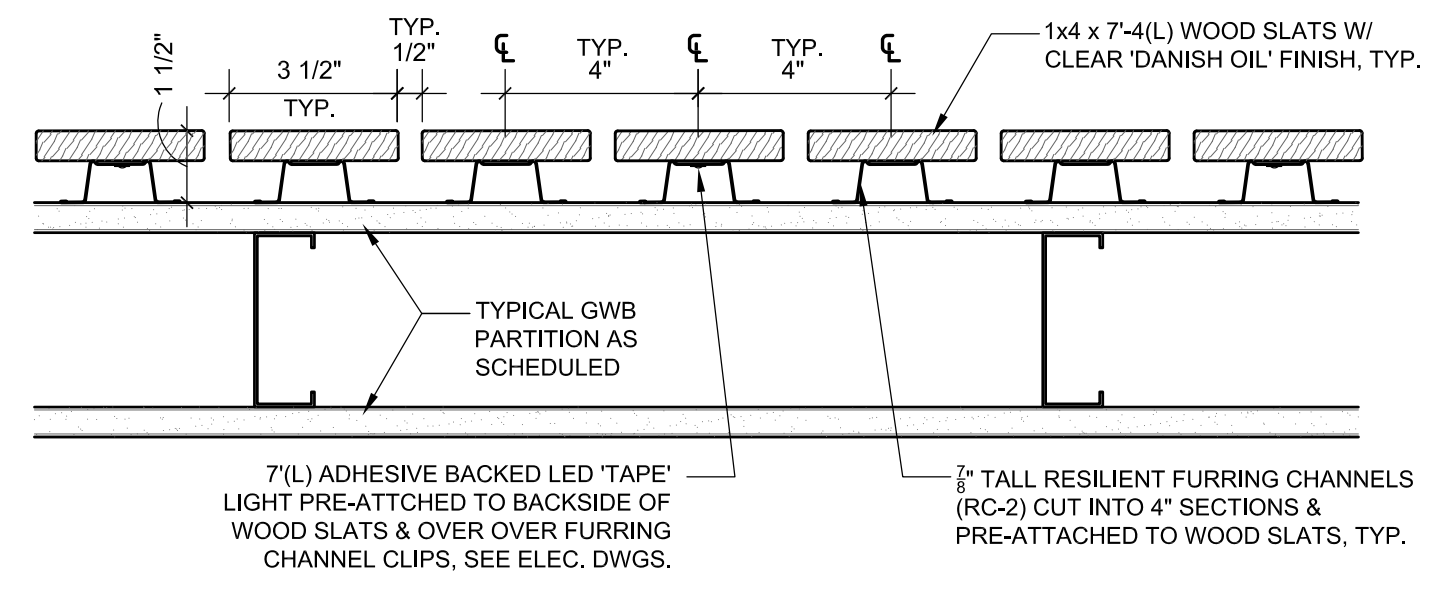
REVISIONS

SHEET
DETAILS
A8.1
BID SET
© MERRYMAN BARNES ARCHITECTS, INC.

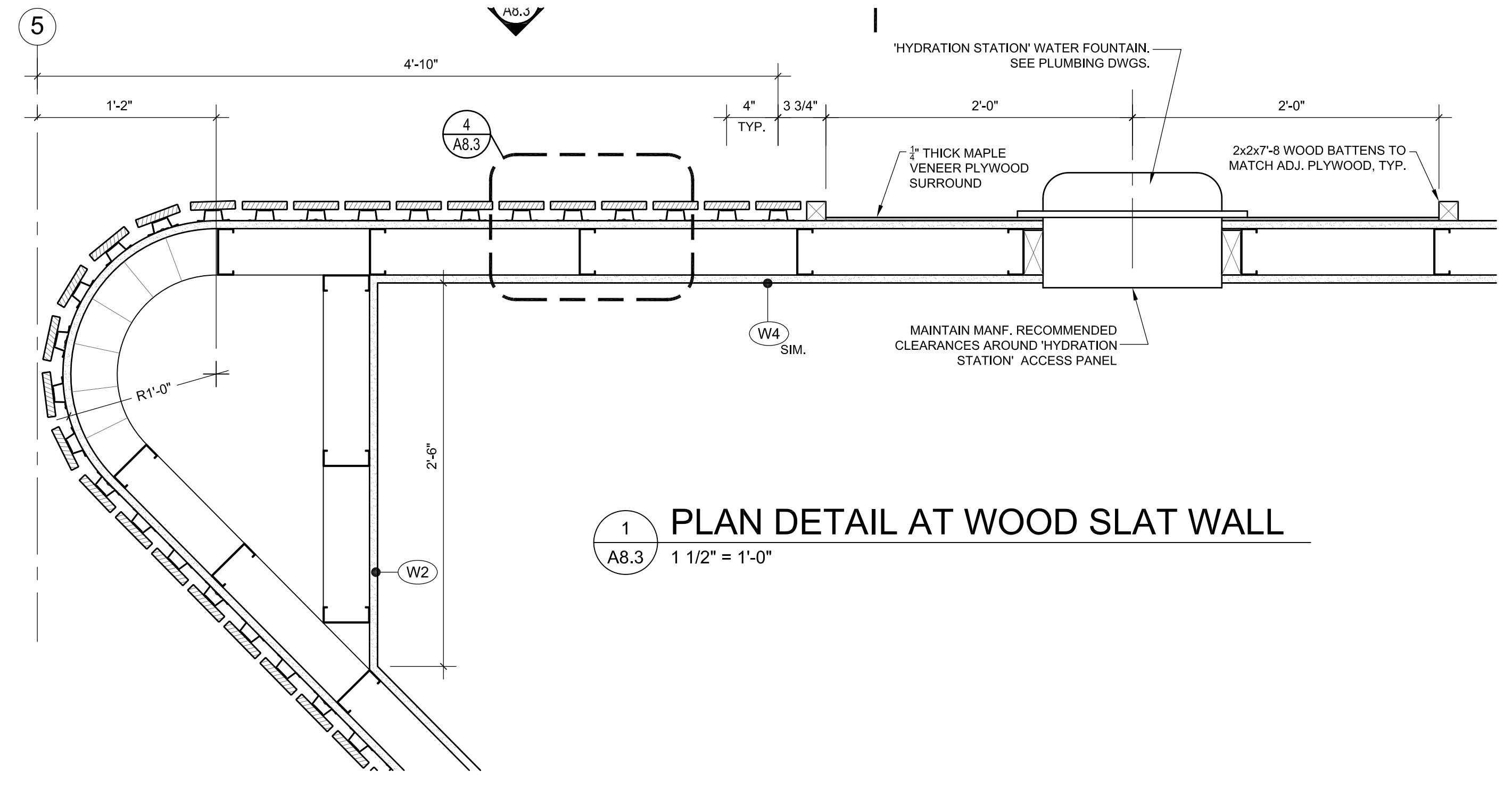


PARTIAL ELEVATION AT CURVING WOOD SLAT WALL SECTION

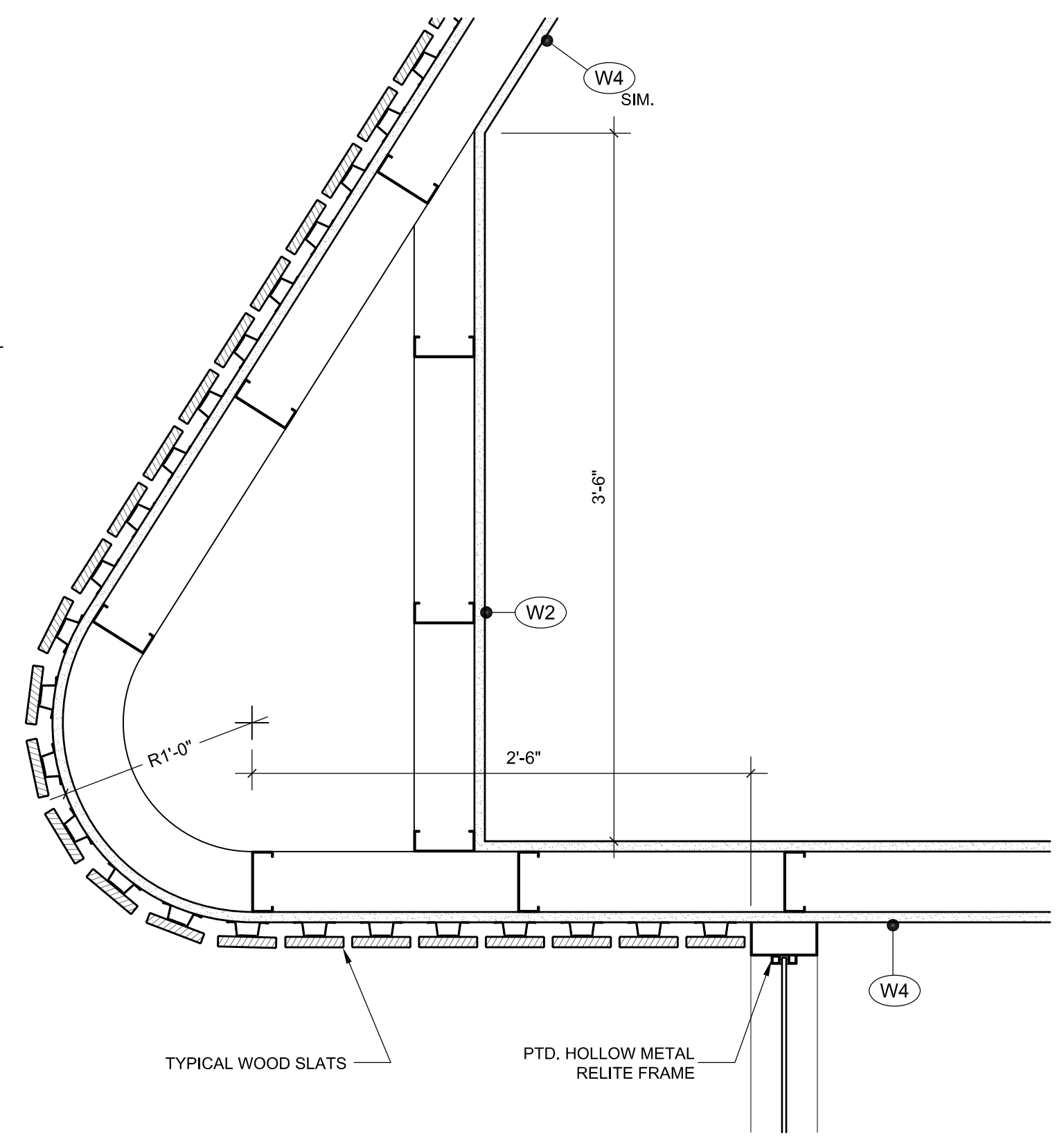
5 SECTION/ELEVATIONS AT WAITING AREA WOOD WALL
A8.3 1 1/2" = 1'-0"



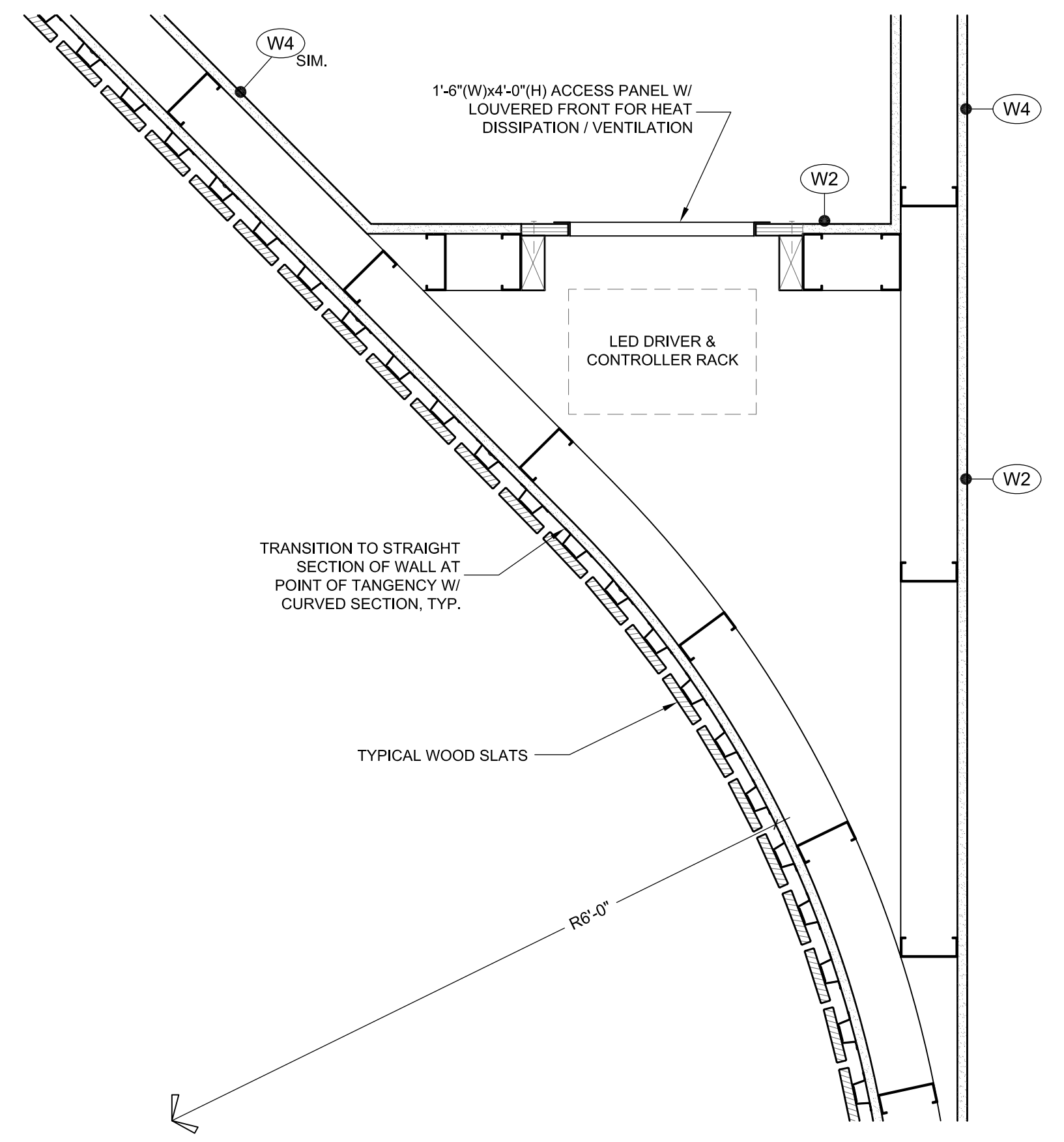
4 PLAN DETAIL @ TYPICAL WOOD SLAT
A8.3 3" = 1'-0"



1 PLAN DETAIL AT WOOD SLAT WALL
A8.3 1 1/2" = 1'-0"



3 PLAN DETAIL AT WOOD SLAT WALL
A8.3 1 1/2" = 1'-0"



2 PLAN DETAIL AT WOOD SLAT WALL
A8.3 1 1/2" = 1'-0"

PSU - STUDENT HEALTH & COUNSELING (SHAC)

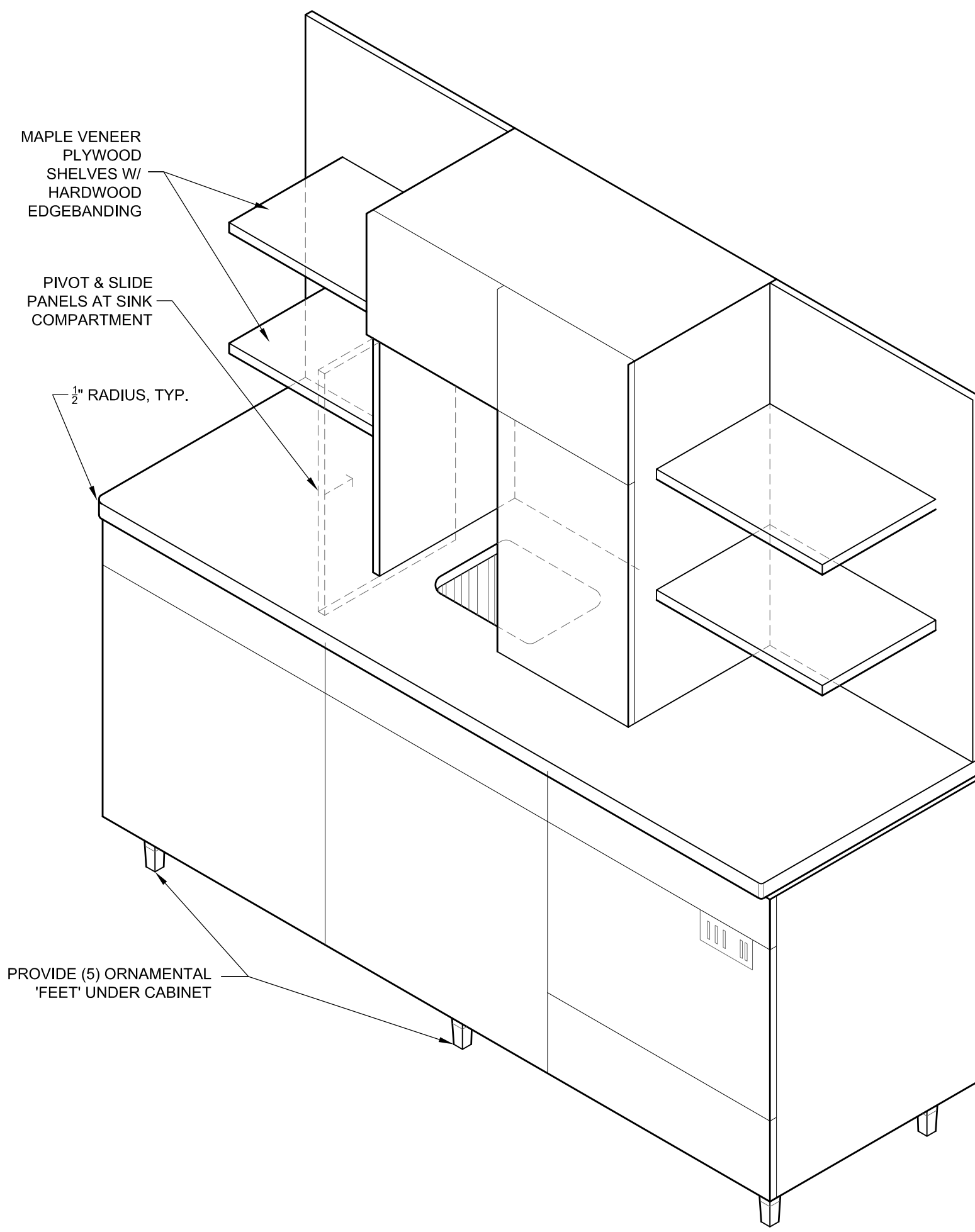
1880 SW 6th AVENUE, PORTLAND, OREGON 97201
OWNER: PORTLAND STATE UNIVERSITY - FACILITIES AND PLANNING (FAP)
202 UNIVERSITY SERVICES BLDG - 617 SW MONTGOMERY
PORTLAND, OREGON 97201
CONTACT: KAY BYRNE 503-725-9837



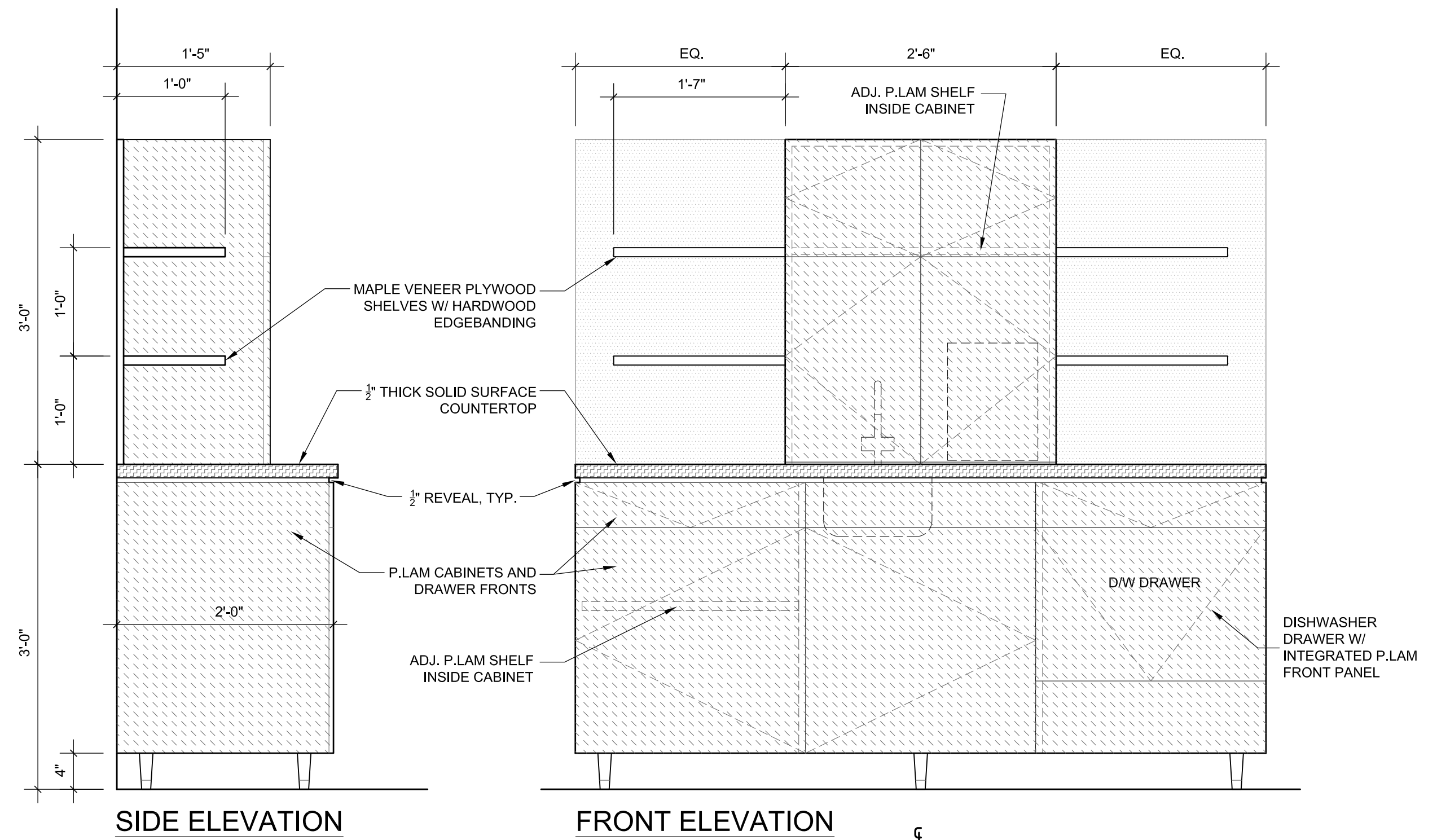
PROJECT NO. 12-1121
ISSUE DATE 08.02.2013

REVISIONS

SHEET
DETAILS
A8.3
BID SET
© MERRYMAN BARNES ARCHITECTS, INC.



1A ISOMETRIC AT BUILT-IN 'TEA CABINET'
A8.4 N.T.S.



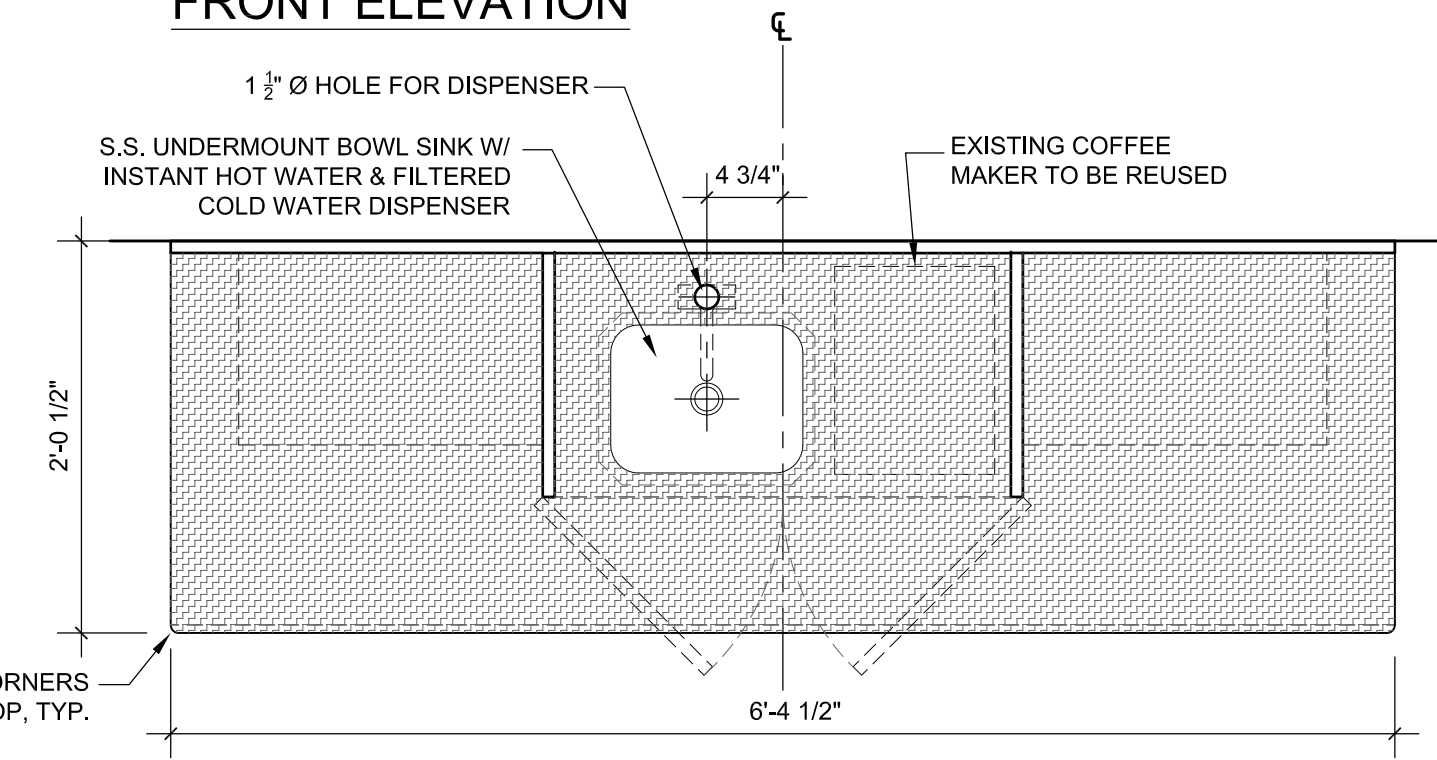
SIDE ELEVATION

FRONT ELEVATION

MATERIAL LEGEND

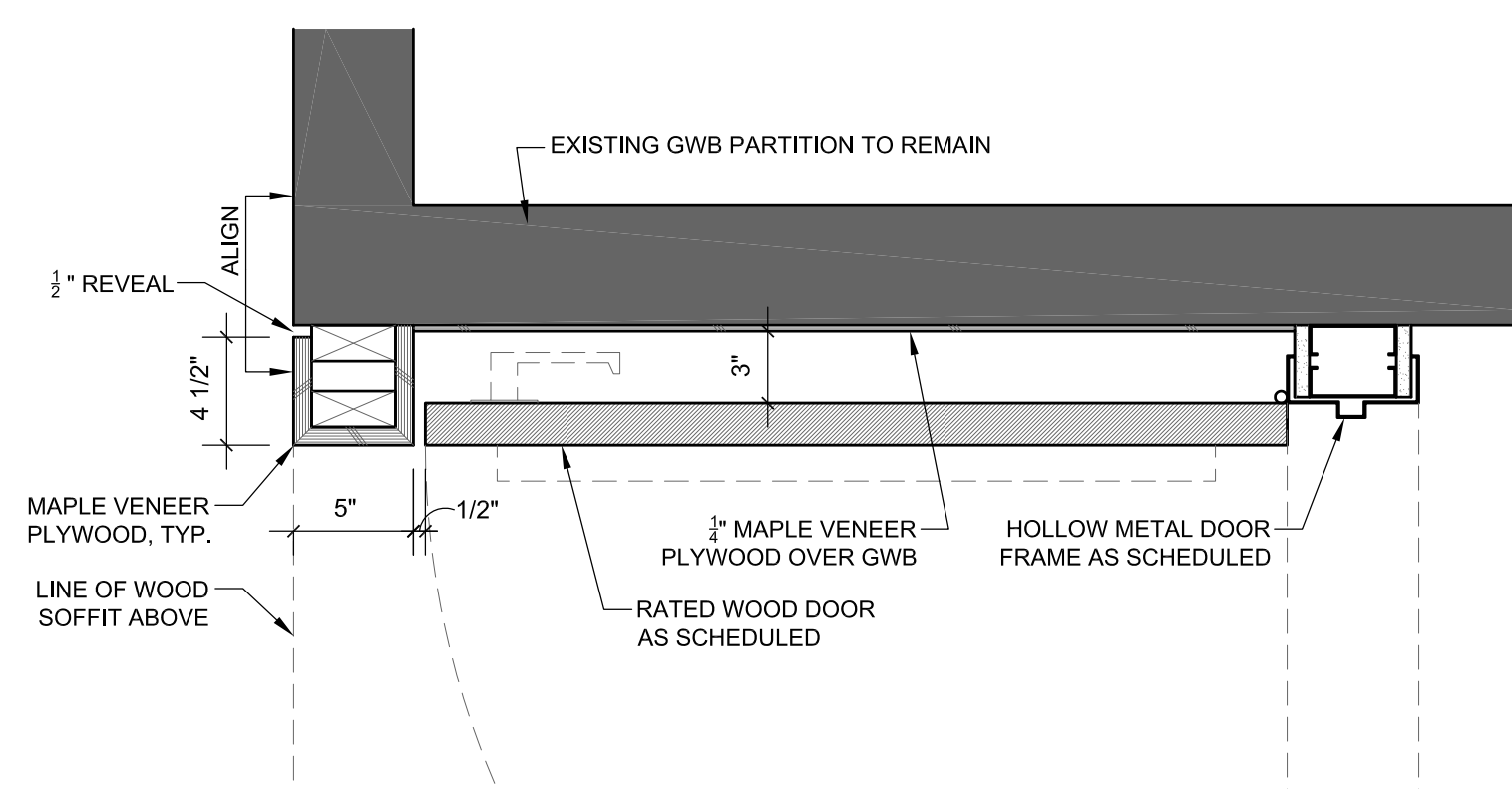
- SOLID SURFACE MATERIAL (SF-1)
- PLASTIC LAMINATE (PL-1)
- PLASTIC LAMINATE (PL-2)

NOTE:
- CABINET TO BE ATTACHED TO WALL STRUCTURE, PROVIDE ADDITIONAL BLOCKING AS REQ'D.
- COORDINATE LOCATIONS OF ELEC. RECEPTACLES & PLUMBING SUPPLY / WASTE LINES

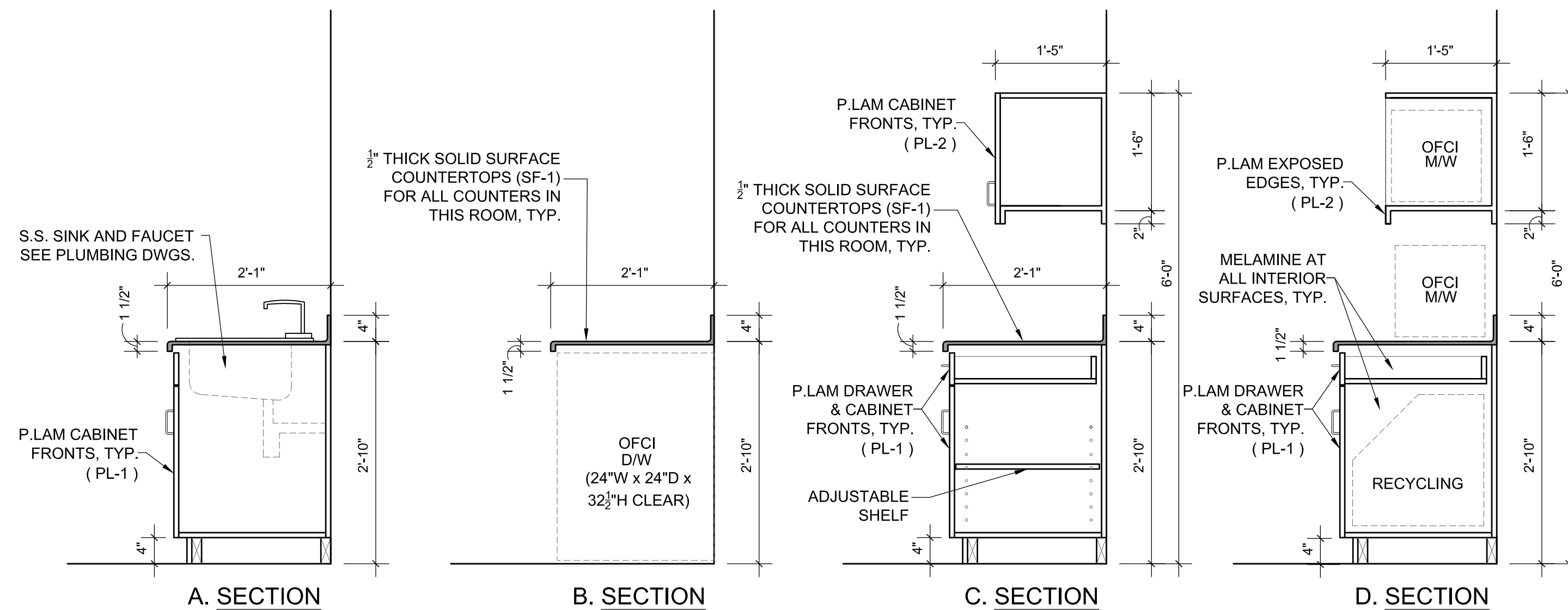


PLAN @ COUNTERTOP LEVEL

1 DETAILS AT BUILT-IN 'TEA CABINET' (ROOM 308)
A8.4 1" = 1'-0"



3 PLAN DETAIL AT RECESSED ENTRY DOORS
A8.4 1 1/2" = 1'-0"



2 SECTIONS AT 'FOOD PREP' CABINERY (ROOM 312)
A8.4 3/4" = 1'-0"



PSU - STUDENT HEALTH & COUNSELING (SHAC)

1880 SW 6th AVENUE, PORTLAND, OREGON 97201
OWNER: PORTLAND STATE UNIVERSITY - FACILITIES AND PLANNING (FAP)
202 UNIVERSITY SERVICES BLDG - 617 SW MONTGOMERY
PORTLAND, OREGON 97201
CONTACT: KAY BYRNE 503-725-9837

MERRIMAN BARNES ARCHITECTS 1221 NW HOYT ST. SUITE 403 | PORTLAND, OR 97209 | P. 503-222-3753 | F. 503-295-6718 | www.merrimanbarnesarchitects.com



PROJECT NO. 12-1121
ISSUE DATE 08.02.2013

REVISIONS

SHEET

DETAILS
A8.4

BID SET

© MERRIMAN BARNES ARCHITECTS, INC.