


UNIVERSITY OF OREGON  
Matthew Knight Arena  
Team Spaces  
8.7.12





# TEAM SPACES

## Key Areas

- 1** MEN'S BASKETBALL LOCKER
- 2** WOMEN'S BASKETBALL LOCKER
- 3** VOLLEYBALL LOCKER
- 4** TRAINING ROOM
- 5** WEIGHT ROOM
- 6** V.I.P. ROOM





# 1. MEN'S BASKETBALL LOCKER Floorplan

- 1.1** VESTIBULE
- 1.2** PLAYER LOUNGE
- 1.3** TEAM MEETING ROOM
- 1.4** LOCKERS



SCALE : 1" = 8'

# 1. MEN'S BASKETBALL LOCKER

## Graphics Schedule

I.D.	AREA	DIMENSIONS	QUANTITY	MATERIALS	NOTES
1.1.A	Vestibule	86" x 115.5"	1	Printed wallpaper	Floor-to-ceiling wallpaper
1.1.B	Vestibule	71" x 115.5"	1	Printed wallpaper	Floor-to-ceiling wallpaper
1.1.C	Vestibule	55.5" x 115.5"	1	Printed wallpaper	Floor-to-ceiling wallpaper
1.1.D	Vestibule	86.5" x 115.5"	1	Printed wallpaper	Floor-to-ceiling wallpaper
1.2.A	Player Lounge	95" x 20"	1	Printed wallpaper	Soffit wallpaper
1.2.B	Player Lounge	29.5" x 115.5"	1	Printed wallpaper	Floor-to-ceiling wallpaper
1.2.C	Player Lounge	157.5" x 20"	1	Printed wallpaper	Soffit wallpaper
1.2.D	Player Lounge	45.5" x 115.5"	1	Printed wallpaper	Floor-to-ceiling wallpaper
1.2.E	Player Lounge	86" x 115.5"	1	Printed wallpaper	Floor-to-ceiling wallpaper
1.2.F	Player Lounge	30.5" x 115.5"	1	Printed wallpaper	Floor-to-ceiling wallpaper
1.2.G	Player Lounge	128" x 20"	1	Printed wallpaper	Soffit wallpaper
1.2.H	Player Lounge	123" x 115.5"	1	Printed wallpaper	Floor-to-ceiling wallpaper
1.2.H	Player Lounge	58.5" x 48" x 6.5"	1	Dimensional logo	Dimensional "O" logo with LED halo-lighting
1.2.H	Player Lounge	5" x .25"	13 letters	Dimensional silver painted acrylic type	"1,000 POINT CLUB", H= 5, D=.25", adhesive mount
1.2.I	Player Lounge	113" x 20"	1	Printed wallpaper	Soffit wallpaper
1.2.J	Player Lounge	46.5" x 115.5"	1	Printed wallpaper	Floor-to-ceiling wallpaper
1.2.K	Player Lounge	46.5" x 115.5"	1	Printed wallpaper	Floor-to-ceiling wallpaper
1.2.L	Player Lounge	131.5" x 20"	1	Printed wallpaper	Soffit wallpaper
1.2.M	Player Lounge	46.5" x 115.5"	1	Printed wallpaper	Floor-to-ceiling wallpaper
1.2.N	Player Lounge	18" x 6"	31	Yellow back-painted acrylic panel, silver painted acrylic letters, cleat-hung	"1,000 POINT CLUB" plaques, Large: H=2.25", D=5", Small: H=1.375", D=.25"
1.3.A	Team Meeting Room	166" x 115.5"	1	Printed wallpaper	Floor-to-ceiling wallpaper
1.3.B	Team Meeting Room	48" x 115.5"	1	Printed wallpaper	Floor-to-ceiling wallpaper
1.3.C	Team Meeting Room	36" x 115.5"	1	Gray paint	Floor-to-ceiling paint
1.3.D	Team Meeting Room	36" x 115.5"	1	Gray paint/vinyl logo	Floor-to-ceiling paint with 3' x 3' vinyl logo application

# 1. MEN'S BASKETBALL LOCKER

## Graphics Schedule

I.D.	AREA	DIMENSIONS	QUANTITY	MATERIALS	NOTES
1.3.E	Team Meeting Room	36" x 115.5"	1	Gray paint	Floor-to-ceiling paint
1.3.F	Team Meeting Room	115.5" x 115.5"	1	Printed wallpaper	Floor-to-ceiling wallpaper
1.3.G	Team Meeting Room	101" x 115.5"	1	Printed wallpaper	Floor-to-ceiling wallpaper
1.3.H	Team Meeting Room	164.5" x 115.5"	1	Printed wallpaper	Floor-to-ceiling wallpaper
1.4.A	Locker Room	3" x 6" x .75"	19 pairs	Silver painted aluminum brackets	Brackets for locker ID panels



# 1. MEN'S BASKETBALL LOCKER




## 1.1 Vestibule

FOR REFERENCE ONLY. FINAL ART TBD.



SCALE: 1" = 2'

1.1 VESTIBULE









# 1. MEN'S BASKETBALL LOCKER

## 1.2 Player Lounge

FOR REFERENCE ONLY. FINAL ART TBD.



1.2 PLAYER LOUNGE









# 1. MEN'S BASKETBALL LOCKER

## 1.2 Player Lounge

FOR REFERENCE ONLY. FINAL ART TBD.








# 1. MEN'S BASKETBALL LOCKER

## 1.2 Player Lounge

FOR REFERENCE ONLY. FINAL ART TBD.



1.2 PLAYER LOUNGE









# 1. MEN'S BASKETBALL LOCKER

## 1.2 Player Lounge

FOR REFERENCE ONLY. FINAL ART TBD.



1.2 PLAYER LOUNGE







# 1. MEN'S BASKETBALL LOCKER

## 1.2.H Player Lounge: Dimensional Logo

FOR REFERENCE ONLY. FINAL ART TBD.





1. MEN'S BASKETBALL LOCKER  
1.2.N Player Lounge: Plaques

FOR REFERENCE ONLY. FINAL ART TBD.





# 1. MEN'S BASKETBALL LOCKER

## 1.3 Team Meeting Room


FOR REFERENCE ONLY. FINAL ART TBD.

SOUTH WALL



WEST WALL

NORTH WALL

SCALE : 1" = 4'



1.3 TEAM MEETING ROOM






# 1. MEN'S BASKETBALL LOCKER

## 1.3 Team Meeting Room

FOR REFERENCE ONLY. FINAL ART TBD.



1.3 TEAM MEETING ROOM







# 1. MEN'S BASKETBALL LOCKER

## 1.4.A Locker I.D. Panel Brackets

FOR REFERENCE ONLY. FINAL ART TBD.

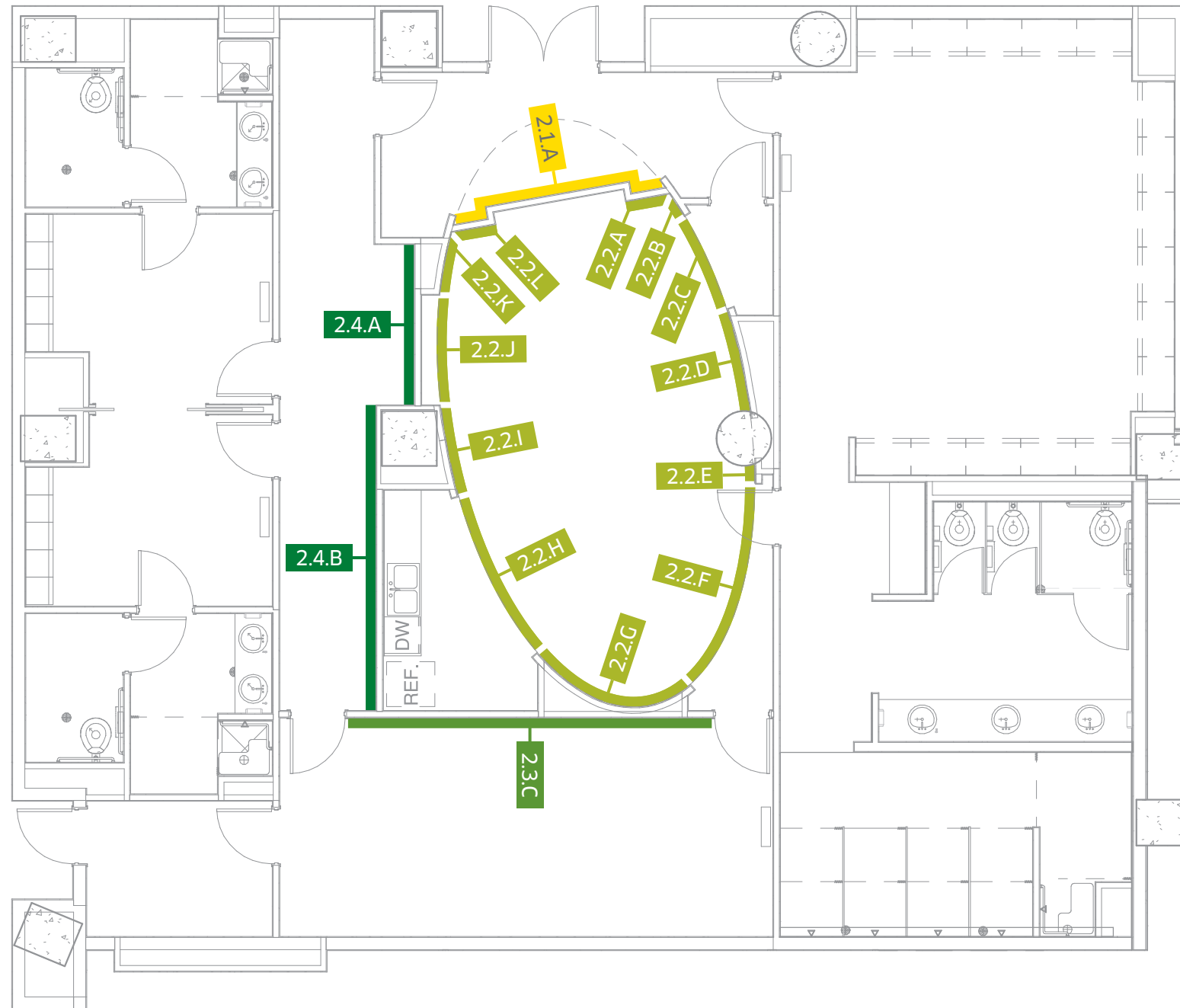


## 2. WOMEN'S BASKETBALL LOCKER



# 2. WOMEN'S BASKETBALL LOCKER Floorplan

- 2.1 VESTIBULE
- 2.2 PLAYER LOUNGE
- 2.3 TEAM MEETING ROOM
- 2.4 CORRIDOR



N  
SCALE: 1" = 8'

## 2. WOMEN'S BASKETBALL LOCKER

### Graphics Schedule

I.D.	AREA	DIMENSIONS	QUANTITY	MATERIALS	NOTES
2.1.A	Vestibule	157" x 134"	1	Printed wallpaper, 1" x 2" clear finish trim	Floor-to-ceiling wallpaper
2.2.A	Player Lounge	29" x 134"	1	Printed wallpaper	Floor-to-ceiling wallpaper
2.2.B	Player Lounge	18" x 134"	1	Printed wallpaper	Floor-to-ceiling wallpaper
2.2.C	Player Lounge	65" x 20"	1	Printed wallpaper	Soffit wallpaper
2.2.D	Player Lounge	69" x 134"	1	Printed wallpaper	Floor-to-ceiling wallpaper
2.2.E	Player Lounge	12.5" x 134"	1	Printed wallpaper	Floor-to-ceiling wallpaper
2.2.F	Player Lounge	155.5" x 20"	1	Printed wallpaper	Soffit wallpaper
2.2.G	Player Lounge	123" x 134"	1	Printed wallpaper	Floor-to-ceiling wallpaper
2.2.H	Player Lounge	108" x 20"	1	Printed wallpaper	Soffit wallpaper
2.2.I	Player Lounge	63" x 134"	1	Printed wallpaper	Floor-to-ceiling wallpaper
2.2.J	Player Lounge	72" x 20"	1	Printed wallpaper	Soffit wallpaper
2.2.K	Player Lounge	42" x 134"	1	Printed wallpaper	Floor-to-ceiling wallpaper
2.2.L	Player Lounge	30" x 134"	1	Printed wallpaper	Floor-to-ceiling wallpaper
2.3.A	Team Meeting Room	26" x 62"	6	Banners	Powder coated F-Track and Power Stretch fabric with silicon edge, mounted directly to wall
2.3.A	Team Meeting Room	324" x 76.5"	1	Embroidered fabric, 1" x 2" clear finish trim	Maharam: Wafer 465330, 017 Jet
2.3.A	Team Meeting Room	324" x 37"	1	Paint	Dark green below wood bumper rail
2.3.A	Team Meeting Room	324" x 6" x 2"	1	Wood bumper rail	2" x 6" clear finish wood
2.4.A	Corridor	105.5" x 88"	1	Printed wallpaper	Wallpaper photo collage
2.4.A	Corridor	105.5" x 88"	1	Wood frame	2" x 2" clear finish wood frames
2.4.A	Corridor	105.5" x 88"	1	Dimensional aluminum letters	"OREGON" H=2.25" D=.75" : "BASKETBALL" H=1.25" D=.375"
2.4.A	Corridor	105.5" x 37"	1	Paint	Dark green below wood wood frame
2.4.B	Corridor	200.5" x 88"	1	Printed wallpaper	Wallpaper photo collage
2.4.B	Corridor	200.5" x 88"	1	Wood frame	2" x 2" clear finish wood frames
2.4.B	Corridor	200.5" x 37"	1	Paint	Dark green below wood wood frame

## 2. WOMEN'S BASKETBALL LOCKER


### 2.1 Vestibule

FOR REFERENCE ONLY. FINAL ART TBD.



SCALE: 1" = 2'

2.1 VESTIBULE








## 2. WOMEN'S BASKETBALL LOCKER

### 2.2 Player Lounge

FOR REFERENCE ONLY. FINAL ART TBD.



2.2 PLAYER LOUNGE






## 2. WOMEN'S BASKETBALL LOCKER

### 2.3 Team Meeting Room

FOR REFERENCE ONLY. FINAL ART TBD.



WEST WALL




NORTH WALL

EAST WALL

SCALE : 1" = 4'



2.3 TEAM MEETING ROOM





# 2. WOMEN'S BASKETBALL LOCKER

## 2.4 Corridor

FOR REFERENCE ONLY. FINAL ART TBD.

Duotone or black and white photos



SCALE : 1" = 4'



Color photos



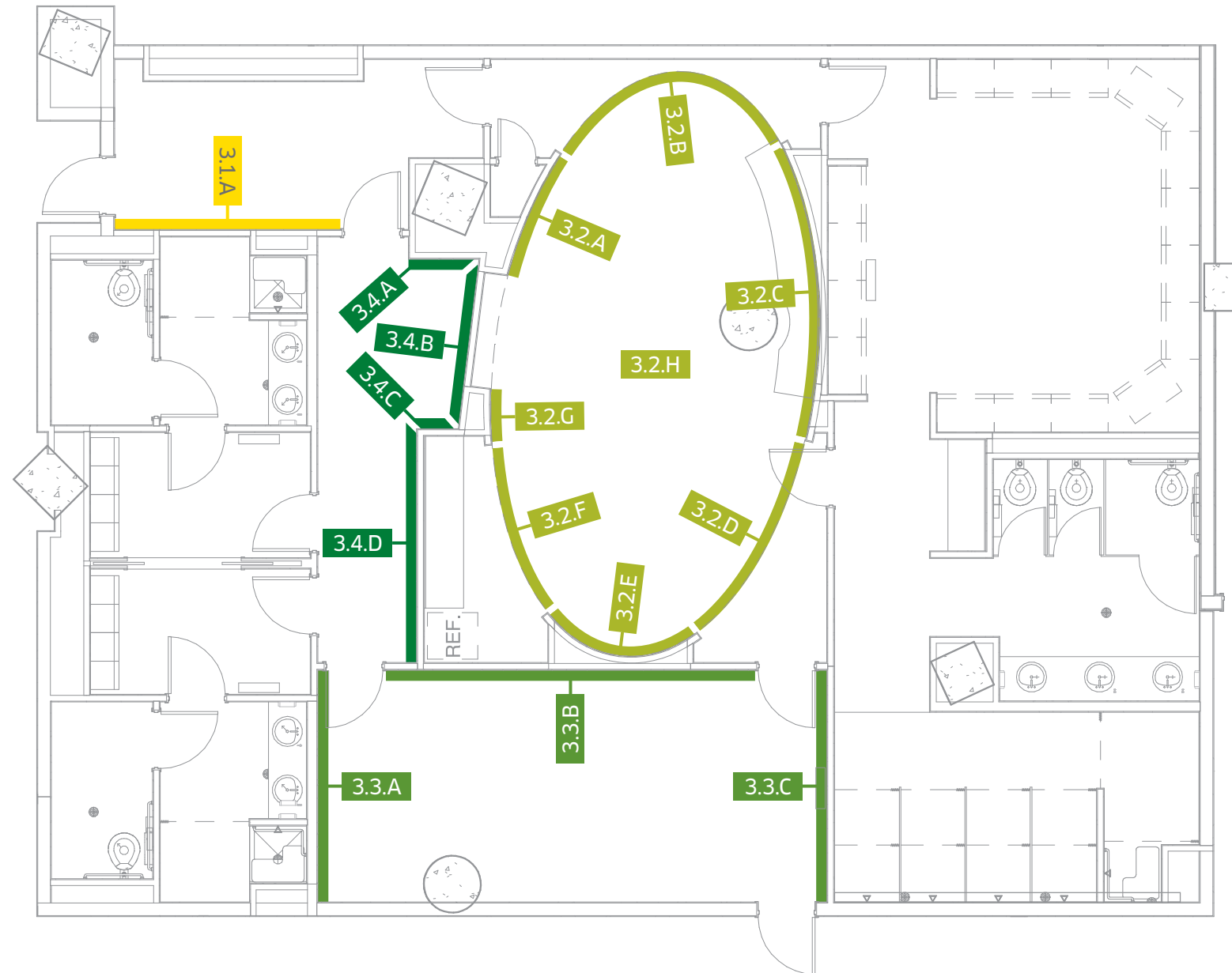
2.4 COACHES LOUNGE





# 3. VOLLEYBALL LOCKER Floorplan

- 3.1 VESTIBULE
- 3.2 PLAYER LOUNGE
- 3.3 TEAM MEETING ROOM
- 3.4 COACHES LOUNGE



SCALE : 1" = 8'

### 3. VOLLEYBALL LOCKER

#### Graphics Schedule

I.D.	AREA	DIMENSIONS	QUANTITY	MATERIALS	NOTES
3.1.A	Vestibule	140" x 84"	1	Printed wallpaper, 1" x 2" clear finish trim	
3.1.A	Vestibule	140" x 32"	1	Paint	Dark green below wood trim
3.2.A	Player Lounge	85" x 116"	1	Printed wallpaper	Floor-to-ceiling wallpaper
3.2.B	Player Lounge	130" x 20"	1	Printed wallpaper	Soffit wallpaper
3.2.C	Player Lounge	195" x 116"	1	Printed wallpaper	Floor-to-ceiling wallpaper
3.2.D	Player Lounge	135" x 20"	1	Printed wallpaper	Soffit wallpaper
3.2.E	Player Lounge	108" x 116"	1	Printed wallpaper	Floor-to-ceiling wallpaper
3.2.F	Player Lounge	109" x 20"	1	Printed wallpaper	Soffit wallpaper
3.2.G	Player Lounge	35.5" x 116"	1	Printed wallpaper	Floor-to-ceiling wallpaper
3.2.G	Player Lounge	3" x .25"	48 letters	Dimensional white painted acrylic type	"ALL-AMERICANS," "TOURNAMENT APPEARANCES" and "ACADEMIC HONORS", H= 3, D=.25", adhesive mount
3.2.H	Player Lounge	24" x 5"	31	Yellow back-painted acrylic panel, first-surface digital print	Plaques for "ALL-AMERICANS," "TOURNAMENT APPEARANCES" and "ACADEMIC HONORS"
3.3.A	Team Meeting Room	147" x 84"	1	Printed wallpaper, wood trim	1" x 2" clear finish wood trim
3.3.A	Team Meeting Room	147" x 32"	1	Paint	Dark green below wood trim
3.3.B	Team Meeting Room	147" x 84"	1	Printed wallpaper, wood trim	1" x 2" clear finish wood trim
3.3.B	Team Meeting Room	147" x 32"	1	Paint	Dark green below wood trim
3.3.C	Team Meeting Room	147" x 84"	1	Printed wallpaper, wood trim	1" x 2" clear finish wood trim
3.3.C	Team Meeting Room	147" x 32"	1	Paint	Dark green below wood trim
3.4.A	Coaches Lounge	45" x 51"	1	Printed wallpaper, wood trim	1" x 2" clear finish wood trim
3.4.B	Coaches Lounge	109" x 51"	1	Printed wallpaper, wood trim	1" x 2" clear finish wood trim
3.4.C	Coaches Lounge	25" x 51"	1	Printed wallpaper, wood trim	1" x 2" clear finish wood trim
3.4.D	Coaches Lounge	148.5" x 51"	1	Printed wallpaper, wood trim	1" x 2" clear finish wood trim



# 3. VOLLEYBALL LOCKER




## 3.1 Vestibule

FOR REFERENCE ONLY. FINAL ART TBD.

SCALE: 1" = 2'



3.1 VESTIBULE








### 3. VOLLEYBALL LOCKER

#### 3.2 Player Lounge

FOR REFERENCE ONLY. FINAL ART TBD.



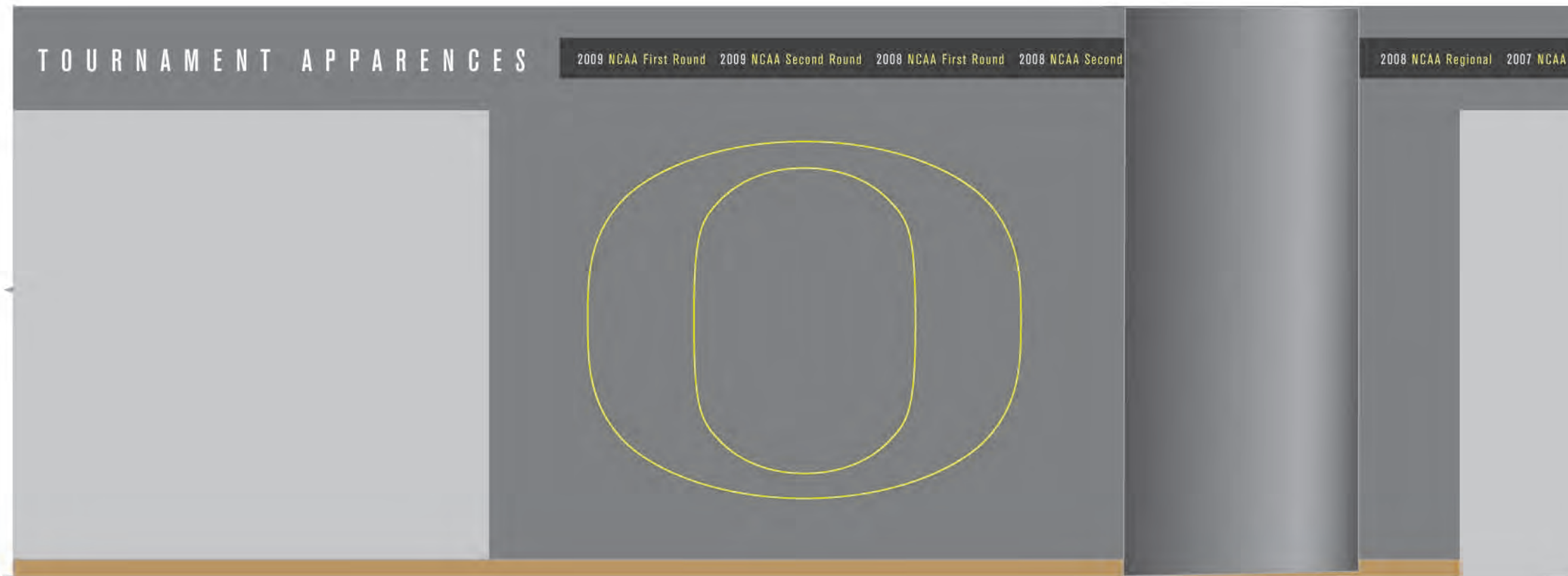
2.2 PLAYER LOUNGE



# 3. VOLLEYBALL LOCKER

## 3.2 Player Lounge

FOR REFERENCE ONLY. FINAL ART TBD.



2.2 PLAYER LOUNGE





# 3. VOLLEYBALL LOCKER

## 3.2 Player Lounge

FOR REFERENCE ONLY. FINAL ART TBD.



2.2 PLAYER LOUNGE



3. VOLLEYBALL LOCKER  
3.2.H Player Lounge: Plaques



1.25"  
LIZ BRENNER



# 3. VOLLEYBALL LOCKER

## 3.3 Team Meeting Room

FOR REFERENCE ONLY. FINAL ART TBD.

WEST WALL



NORTH WALL

EAST WALL

SCALE : 1" = 4'



3.3 TEAM MEETING ROOM






# 3. VOLLEYBALL LOCKER




## 3.4 Coaches Lounge

FOR REFERENCE ONLY. FINAL ART TBD.

SCALE: 1" = 2'



3.4 COACHES LOUNGE





## 4. TRAINING ROOM

# 4. TRAINING ROOM Floorplan

## 4.1 WALL GRAPHICS



SCALE : 1" = 8'



## 4. TRAINING ROOM Graphics Schedule


I.D.	AREA	DIMENSIONS	QUANTITY	MATERIALS	NOTES
4.1.A	Wall Graphics	33" x 67"	6	Banners	Powder coated F-Track and Power Stretch fabric with silicon edge, mounted directly to wall

# 4. TRAINING ROOM




## 4.1 Wall Graphics

FOR REFERENCE ONLY. FINAL ART TBD.

SCALE : 1" = 2'



4.1 WALL GRAPHICS

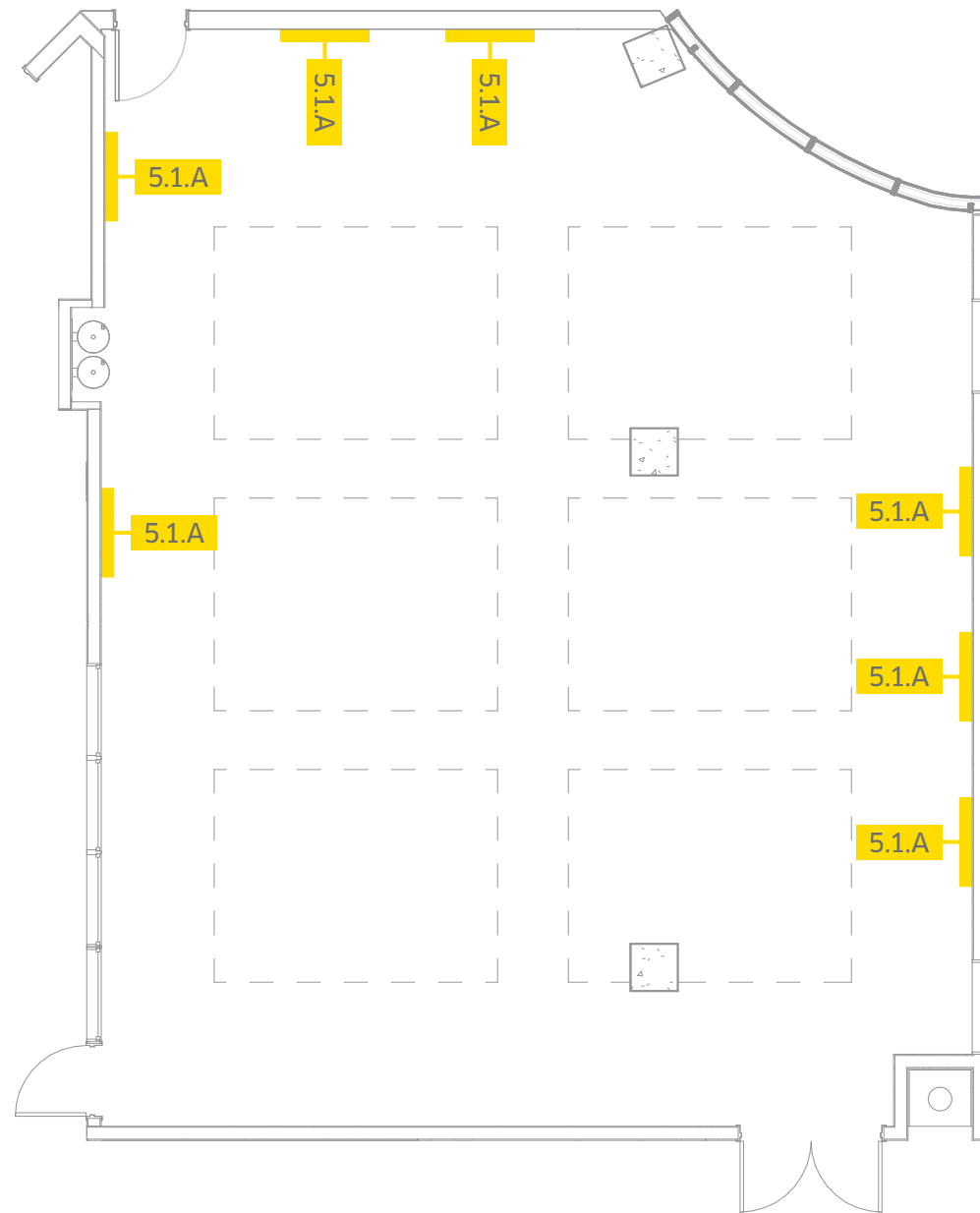






# 5. WEIGHT ROOM Floorplan

## 5.1 WALL GRAPHICS



SCALE : 1" = 8'

## 5. WEIGHT ROOM Graphics Schedule

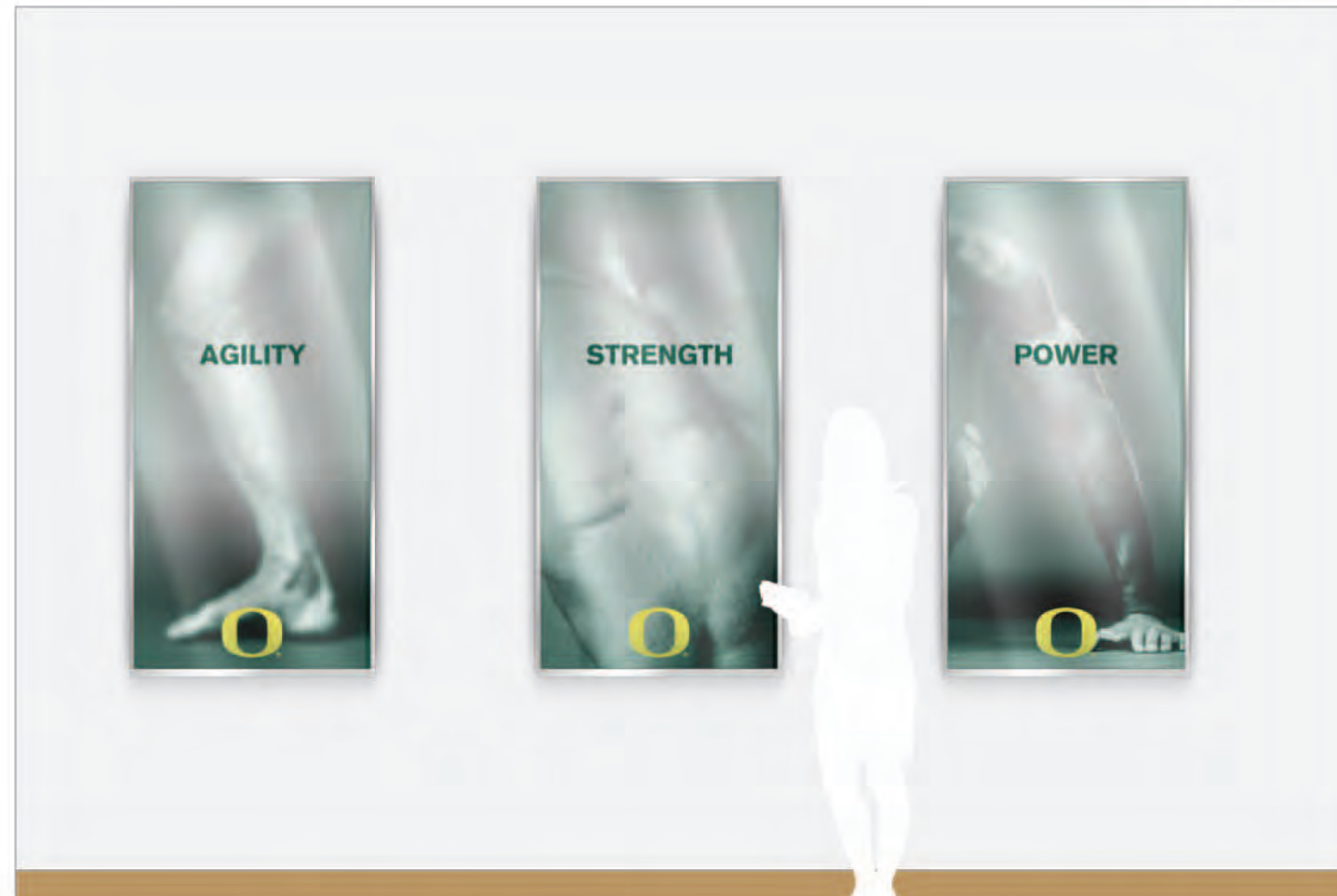
I.D.	AREA	DIMENSIONS	QUANTITY	MATERIALS	NOTES
5.1.A	Wall Graphics	33" x 67"	7	Banners	Powder coated F-Track and Power Stretch fabric with silicon edge, mounted directly to wall

# 5. WEIGHT ROOM


## 5.1 Wall Graphics

FOR REFERENCE ONLY. FINAL ART TBD.

SCALE : 1" = 2'



5.1 WALL GRAPHICS

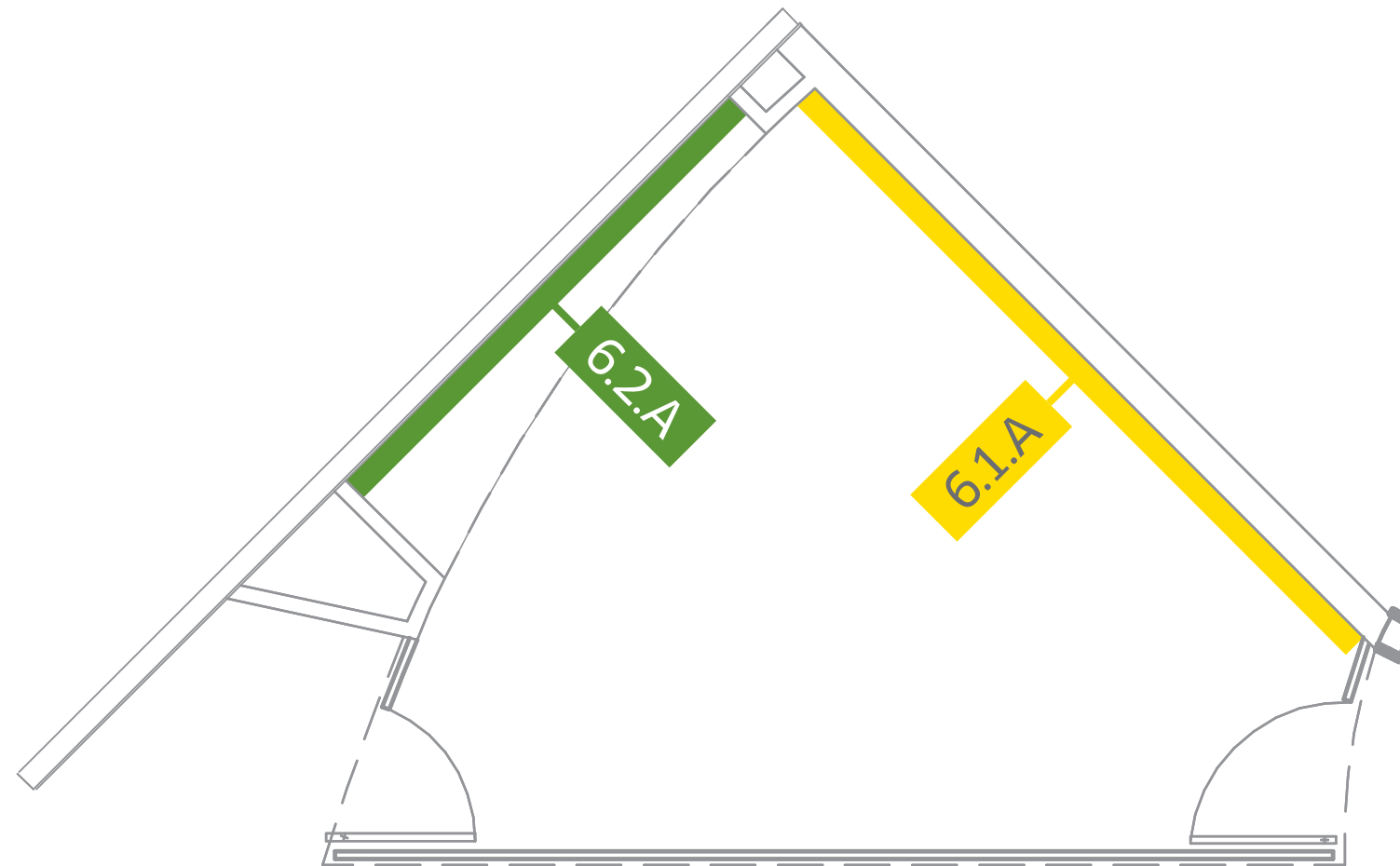




## 6. V.I.P. ROOM

# 6. V.I.P. ROOM Floorplan

- 6.1 WALL TREATMENT
- 6.2 RECESSED DISPLAY



SCALE : 1" = 4'



## 6. V.I.P. ROOM Graphics Schedule

I.D.	AREA	DIMENSIONS	QUANTITY	MATERIALS	NOTES
6.1.A	Wall Treatment	213.5" x 112"	1	Wallpaper	Floor-to-ceiling wallpaper
6.2.A	Recessed Display	38" x 65" x 1"	1	See drawing	Uniform and shoe display



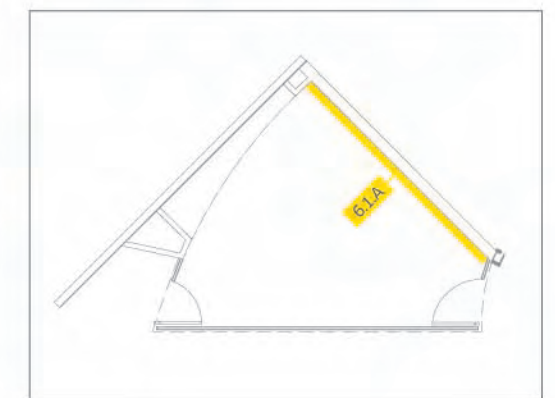



# 6. V.I.P. ROOM Wall Treatment

FOR REFERENCE ONLY. FINAL ART TBD.

SCALE : 1" = 2'



6.1 WALL TREATMENT






# 6. V.I.P. ROOM Recessed Display

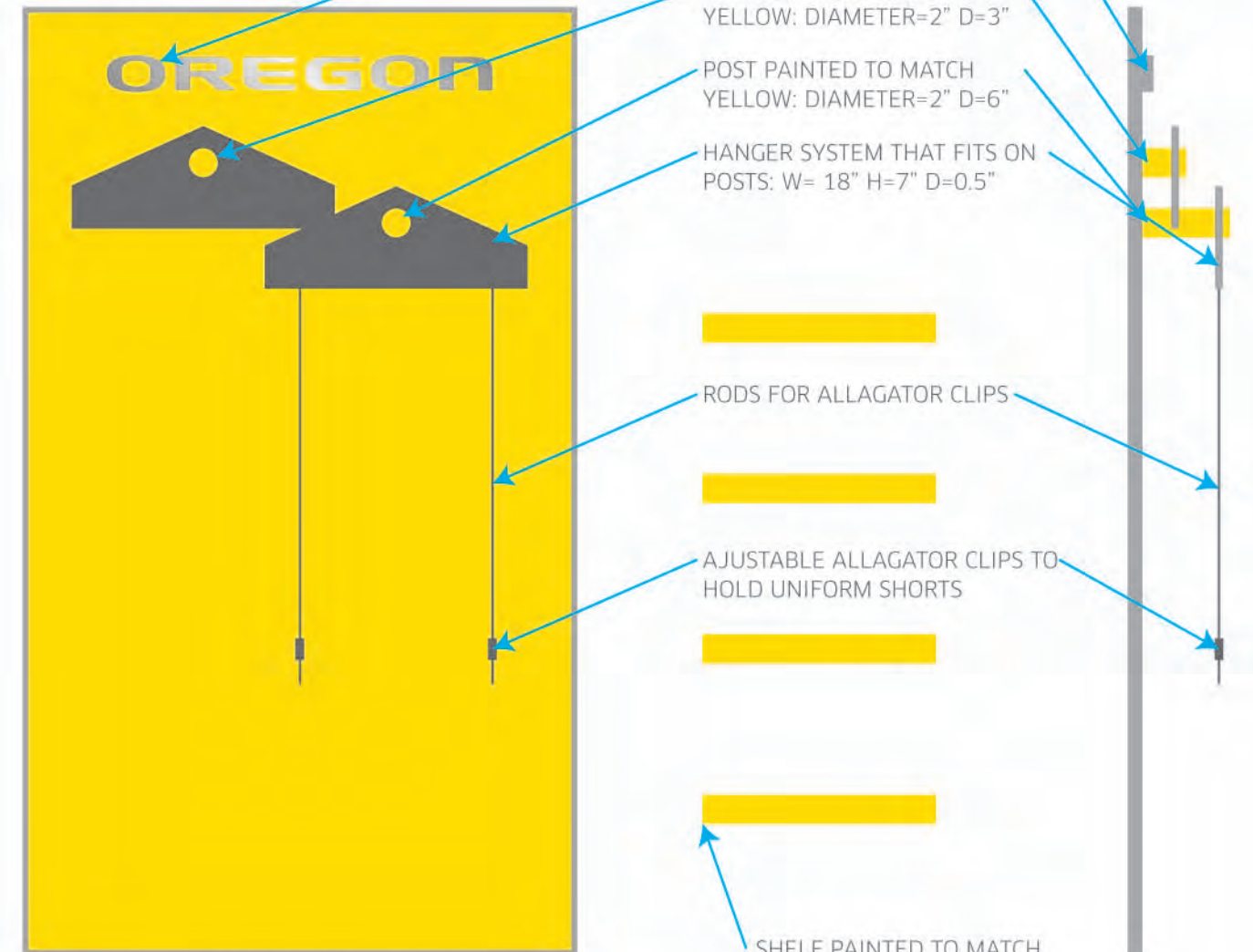
FOR REFERENCE ONLY. FINAL ART TBD.

SCALE : 1" = 2'



6.2 RECESSED DISPLAY

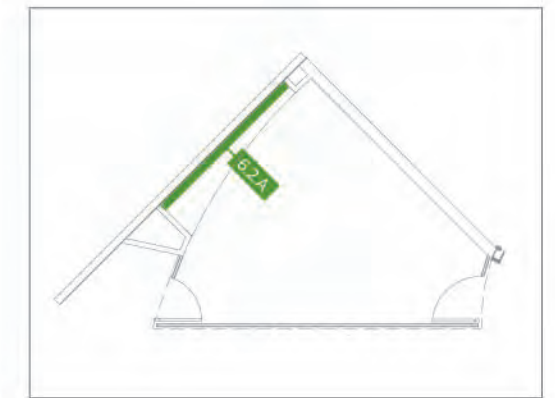



SCALE : 1" = 1'



YELLOW POWDER COATED STEEL PANEL: W=38" H=65" D=1"  
ALUMINUM FRAME: 0.375"

FRONT VIEW

SIDE VIEW



# UO MKA TEAM SPACES

## Components Guide

No.	AREA	MATERIALS	QTY	HEIGHT	WIDTH	DEPTH	DESCRIPTION
	<b>Men's Basketball Locker Room</b>						
1.1A	vestibule	Printed Wallpaper	1	86"	115.5"		Floor to ceiling wallpaper
1.1B	vestibule	Printed Wallpaper	1	71"	115.5"		Floor to ceiling wallpaper
1.1C	vestibule	Printed Wallpaper	1	55.5"	115.5"		Floor to ceiling wallpaper
1.1D	vestibule	Printed Wallpaper	1	86.5"	115.5"		Floor to ceiling wallpaper
1.2A	Player Lounge	Printed Wallpaper		95"	20"		soffit wallpaper
1.2B	Player Lounge	Printed Wallpaper	1	29.5"	115.5"		Floor to ceiling wallpaper
1.2C	Player Lounge	Printed Wallpaper	1	157.5"	20"		soffit wallpaper
1.2D	Player Lounge	Printed Wallpaper	1	45.5"	115.5"		Floor to ceiling wallpaper
1.2E	Player Lounge	Printed Wallpaper	1	86"	115.5"		Floor to ceiling wallpaper
1.2F	Player Lounge	Printed Wallpaper	1	30.5"	115.5"		Floor to ceiling wallpaper
1.2G	Player Lounge	Printed Wallpaper	1	128"	20"		soffit wallpaper
1.2H	Player Lounge	dimensional logo	1	58.5"	48"	6.5"	Dimensional "O" logo with LED halo-lighting
1.2H	Player Lounge	dimensional silver painted acrylic type	13	see description			"1,000 POINT CLUB", H= 5", D=.25", adhesive mount
1.2I	Player Lounge	Printed Wallpaper	1	113"	20"		soffit wallpaper
1.2J	Player Lounge	Printed Wallpaper	3	46.5"	115.5"		Floor to ceiling wallpaper
1.2K	Player Lounge	Printed Wallpaper	1	46.5"	115.5"		Floor to ceiling wallpaper
1.2L	Player Lounge	Printed Wallpaper	1	131.5"	20"		soffit wallpaper
1.2M	Player Lounge	Printed Wallpaper	1	46.5"	115.5"		Floor to ceiling wallpaper
1.2N	Player Lounge	Yellow back-painted acrylic panel, silver		see description			"1,000 POINT CLUB" plaques, Large: H=2.25", D=5", Small: H=1.375", D=.25"
1.3A	Team Meeting Room	Printed Wallpaper	1	166"	115.5"		Floor to ceiling wallpaper
1.3B	Team Meeting Room	Printed Wallpaper	1	48"	115.5"		Floor to ceiling wallpaper
1.3C	Team Meeting Room	Gray Paint	1	36"	115.5"		Floor to ceiling paint
1.3D	Team Meeting Room	Gray Paint/Vinyl logo	1	36"	115.5"		Floor-to-ceiling paint with 3' x 3' vinyl logo application
5.2	Team Meeting Room	Floort to ceiling paint	1	36"	115.5"		Floor to ceiling paint



# UO MKA TEAM SPACES

## Components Guide

No.	AREA	MATERIALS	QTY	HEIGHT	WIDTH	DEPTH	DESCRIPTION
5.3	Team Meeting Room	Floor to ceiling wallpaper	1	115.5	115.5		Floor to ceiling wallpaper
5.4	Team Meeting Room	Floor to ceiling wallpaper	1	101"	115.5"		Floor to ceiling wallpaper
5.5	Team Meeting Room	Floor to ceiling wallpaper	1	164.5	115.5		customs brackets for locker ID's
	Locker Room	Brackets for locker ID panels	19 pairs				
<b>Locker Room</b>							
2.1A	Vestibule	Printed Wallpaper, 1" x 2" clear finish trim	1	157"	134"		Floor-to-ceiling wallpaper
2.2A	Player Lounge	Printed Wallpaper	1	29"	134"		Floor-to-ceiling wallpaper
2.2B	Player Lounge	Printed Wallpaper	1	18"	134"		Floor-to-ceiling wallpaper
2.2C	Player Lounge	Printed Wallpaper	1	65"	20"		Soffit Wallpaper
2.2D	Player Lounge	Printed Wallpaper	1	69"	134"		Floor-to-ceiling wallpaper
2.2E	Player Lounge	Printed Wallpaper	1	12.5			Floor-to-ceiling wallpaper
2.2F	Player Lounge	Printed Wallpaper	1	155.5	134"		Soffit Wallpaper
2.2G	Player Lounge	Printed Wallpaper	1	123"	20		Floor-to-ceiling wallpaper
2.2H	Player Lounge	Printed Wallpaper	1	108"	134"		Soffit Wallpaper
2.2I	Player Lounge	Printed Wallpaper	1	63"	134"		Floor-to-ceiling wallpaper
2.2J	Player Lounge	Printed Wallpaper	1	72"	20"		Soffit Wallpaper
2.2K	Player Lounge	Printed Wallpaper	1	42"	134"		Floor-to-ceiling wallpaper
2.2L	Player Lounge	Printed Wallpaper	1	30"	134"		Floor-to-ceiling wallpaper
2.3A	Team Meeting Room	Banners	6	26"	62"		Stretch fabric with silicon edge, mounted directly to wall
2.3A	Team Meeting Room	Embroidered Fabric, 1" x2" clear finish trim	1	324"	76.5		Maharam: Wafer 465330, 017 Jet
2.3A	Team Meeting Room	Paint	1	324"	37"		Dark green below wood bumper rail
2.3A	Team Meeting Room	Wood Bumper Rail	1	324"	6"	2"	2" x 6" clear finish wood
2.4A	Corridor	Printed Wallpaper	1	105.5"	88"		Wallpaper photo collage
2.4A	Corridor	Wood Frame	1	105.5"	88"		2" x 2" clear finish wood frames
2.4A	Corridor	Dimensional Aluminum Letters	1	105.5"	88"		OREGON H=2.25" D=.75" : "BASKETBALL" H=1.25" D=.375"
2.4A	Corridor	Paint	1	105.5"	37"		Dark green below wood wood frame
2.4B	Corridor	Printed wallpaper	1	200.5"	88"		Wallpaper photo collage
2.4B	Corridor	Wood Frame	1	200.5"	88"		2" x 2" clear finish wood frames
2.4B	Corridor	Paint	1	200.5	37"		Dark green below wood wood frame

# UO MKA TEAM SPACES

## Components Guide

No.	AREA	MATERIALS	QTY	HEIGHT	WIDTH	DEPTH	DESCRIPTION
<b>Volleyball Locker Room</b>							
3.1A	Vestibule	Printed wallpaper, 1" x 2" clear finish trim	1	140"	84"		
3.1A	Vestibule	Paint	1	140"	32"		Dark green below wood trim
3.2A	Player Lounge	Printed wallpaper	1	85"	116"		Floor-to-ceiling wallpaper
3.2B	Player Lounge	Printed wallpaper	1	130"	20"		Soffit wallpaper
3.2C	Player Lounge	Printed wallpaper	1	195"	116"		Floor-to-ceiling wallpaper
3.2D	Player Lounge	Printed wallpaper	1	135"	20"		Soffit wallpaper
3.2E	Player Lounge	Printed wallpaper	1	108"	116"		Floor-to-ceiling wallpaper
3.2F	Player Lounge	Printed wallpaper	1	109"	20"		Soffit wallpaper
3.2G	Player Lounge	Printed wallpaper	1	35.5"	116"		Floor-to-ceiling wallpaper
3.2G	Player Lounge	Dimensional white painted acrylic type	48 letters	3"	.25"		ALL-AMERICANS, "TOURNAMENT APPEARANCES" and "ACADEMIC HONORS", H= 3, D=.25",
3.2H	Player Lounge	Yellow back-painted acrylic panel, first-surface digital print	31	24"	5"		Plaques for "ALL-AMERICANS," "TOURNAMENT APPEARANCES" and "ACADEMIC HONORS"
3.3A	Team Meeting Room	Printed wallpaper, wood trim	1	147"	84"		1" x 2" clear finish wood trim
3.3A	Team Meeting Room	Paint	1	147"	32"		Dark green below wood trim
3.3B	Team Meeting Room	Printed wallpaper, wood trim	1	147"	84"		1" x 2" clear finish wood trim
3.3B	Team Meeting Room	Paint	1	147"	32"		Dark green below wood trim
3.3C	Team Meeting Room	Printed wallpaper, wood trim	1	147"	84"		1" x 2" clear finish wood trim
3.3C	Team Meeting Room	Paint	1	147"	32"		Dark green below wood trim
3.4A	Coaches Lounge	Printed wallpaper, wood trim	1	45"	51"		1" x 2" clear finish wood trim
3.4B	Coaches Lounge	Printed wallpaper, wood trim	1	109"	51"		1" x 2" clear finish wood trim
3.4C	Coaches Lounge	Printed wallpaper, wood trim	1	25"	51"		1" x 2" clear finish wood trim
3.4D	Coaches Lounge	Printed wallpaper, wood trim	1	148.5"	51"		1" x 2" clear finish wood trim
<b>Training Room Graphics</b>							
4.1A	Wall Graphics	Banners	6	33"	67"		Powder coated F-Track and Power Stretch fabric with silicon edge, mounted directly to wall

# UO MKA TEAM SPACES

## Components Guide

No.	AREA	MATERIALS	QTY	HEIGHT	WIDTH	DEPTH	DESCRIPTION
<b>Weight Room</b>							
5.1A	Wall Graphics	Banners	7	33"	67"		Powder coated F-Track and Power Stretch fabric with silicon edge, mounted directly to wall
<b>VIP Room</b>							
6.1A	Wall Treatment	Wallpaper	1	213.5"	112"		Floor to ceiling wallpaper
6.2A	Recessed Display	See Drawing	1	38"	65"	1"	Uniform and shoe display
* vendor to field verify all dimensions and prepare shop drawings for approval							





# UO MKA TEAM SPACES

## General Specifications

### 01-10-00 SUMMARY

- Fabricator/sub-contractor/installer shall verify all dimensions and conditions of the job and must notify Owner's Representative of any discrepancies.
- Fabricator/sub-contractor/installer is responsible for installation means and methods, acts of omissions of the fabricator or subcontractor or failure of any of them to carry out work in accordance with the contract documents.
- Codes: Comply with applicable codes and regulations of authorities having jurisdiction.
- Dimensions: Verify dimensions indicated on contract documents with field measurements before fabrication. Do not scale drawings.
- Existing Conditions: Notify Owner's Representative of existing conditions differing from those indicated on the contract documents.
- General Installation Requirements: Inspect substrates and report unsatisfactory conditions in writing. Do not proceed until unsatisfactory conditions have been corrected. Install materials in exact accordance with manufacturer's instructions and approved submittals. Install materials in proper relation with adjacent construction and with proper appearance. Restore units damaged during installation. Replace units which cannot be restored at no additional expense to the owner. Refer to additional installation requirements and tolerances specified under individual specification sections.
- Existing Construction: Repair damage caused by installation operations. Protect building and its occupants. Schedule noise intensive work to minimize other building's tenant's operations. Notify building tenants of all noise intensive work, prior to installation.
- Content Creation: Content creation shall be provided for all graphics as part of this contract.

### 01-20-00 CONTRACT PROCEDURES

- Substitution Procedures: Provide written substitution request and obtain Downstream approval prior to installation.
- Request for Information: Requests for Information shall be submitted electronically, allowing 24 hours for response. Maintain a log on site of all RFI's.
- Minor Changes in the Work: Notify Owner's Representative of all work that is minor, not requiring an adjustment of installation costs, and document changes in Contract Documents.
- Change Orders: Submit a change order for any work that affects the installation price either through a deduct or increase. Provide one original to be reviewed and signed by all parties involved. Allow for (3) business days for processing. Maintain an on site log of all Change Orders.
- All graphic applications are to be fabricated from materials specified unless otherwise approved in writing. NO EXCEPTIONS.
- Installer is responsible for determining proper mounting, fastening, and anchoring methods for all graphic applications unless noted otherwise.
- All drawings contained in this package are for aesthetic and functional design intent only. No instructions for structural appropriateness have been made. It is the responsibility of the fabricator to provide engineered, stamped shop drawings for those elements noted to ensure that all elements are fabricated for a stable and durable installation while adhering to the aesthetic details indicated.

### 01-30-00 ADMINISTRATIVE REQUIREMENTS

- Administration of Contract: Conduct an on-site pre-construction meeting, one intermediate construction meeting, one punch list and one final visit.
- Installation Schedule: Provide regularly updated schedules of installation to tenant and Downstream.
- Document Updates: Keep one set of updated documents on-site at all times during installation, with all submittals as record documents.
- Shop Drawings, Product Data, and Samples: Submit (2) copies of product samples to Owner's Representative. Whenever possible, submit digital product data and shop drawings. Allow for (3) business days for review.